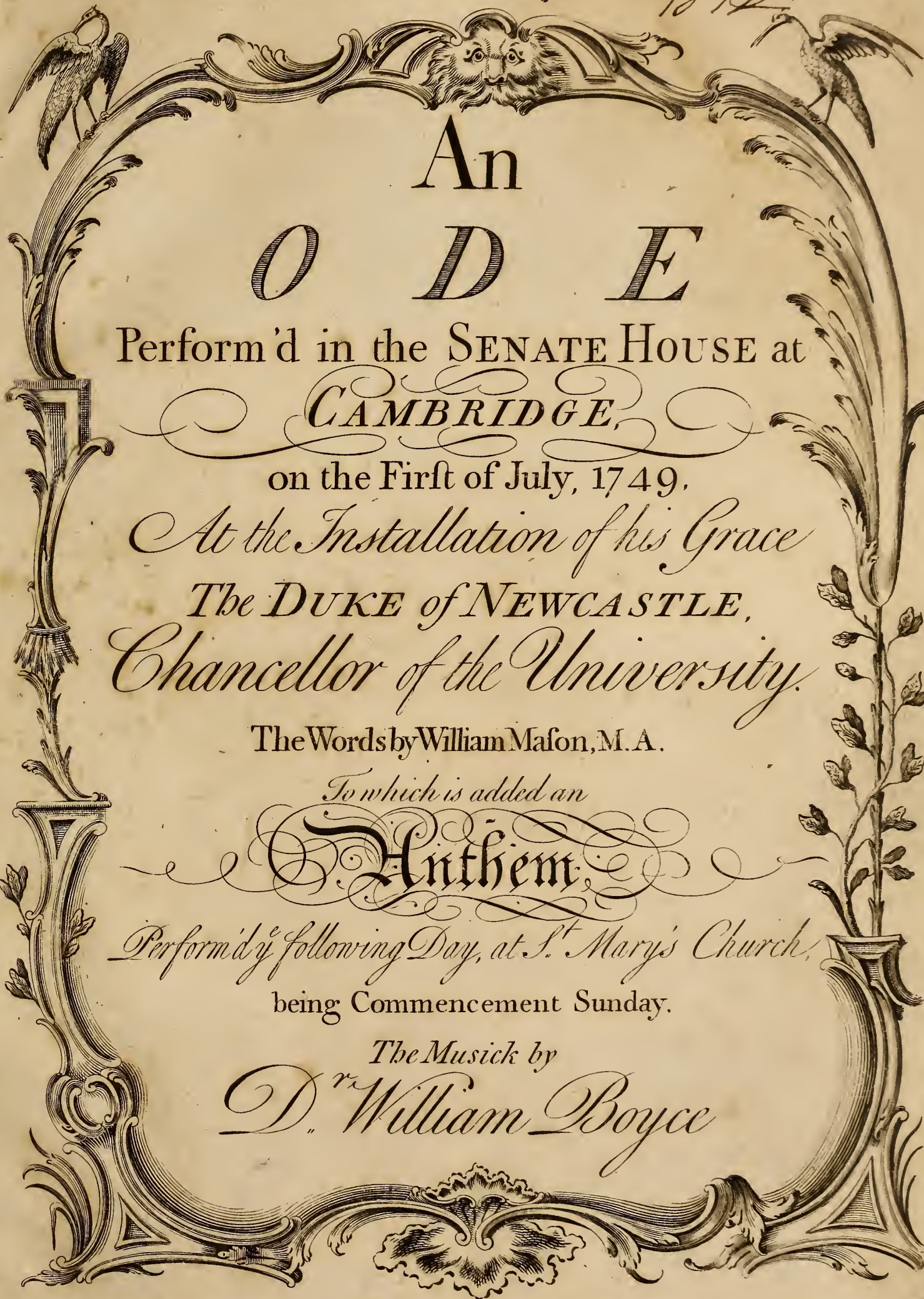


1812



An
O D E

Perform'd in the SENATE HOUSE at

CAMBRIDGE,

on the First of July, 1749.

At the Installation of his Grace

The DUKE of NEWCASTLE,

Chancellor of the University.

The Words by William Mason, M. A.

To which is added an

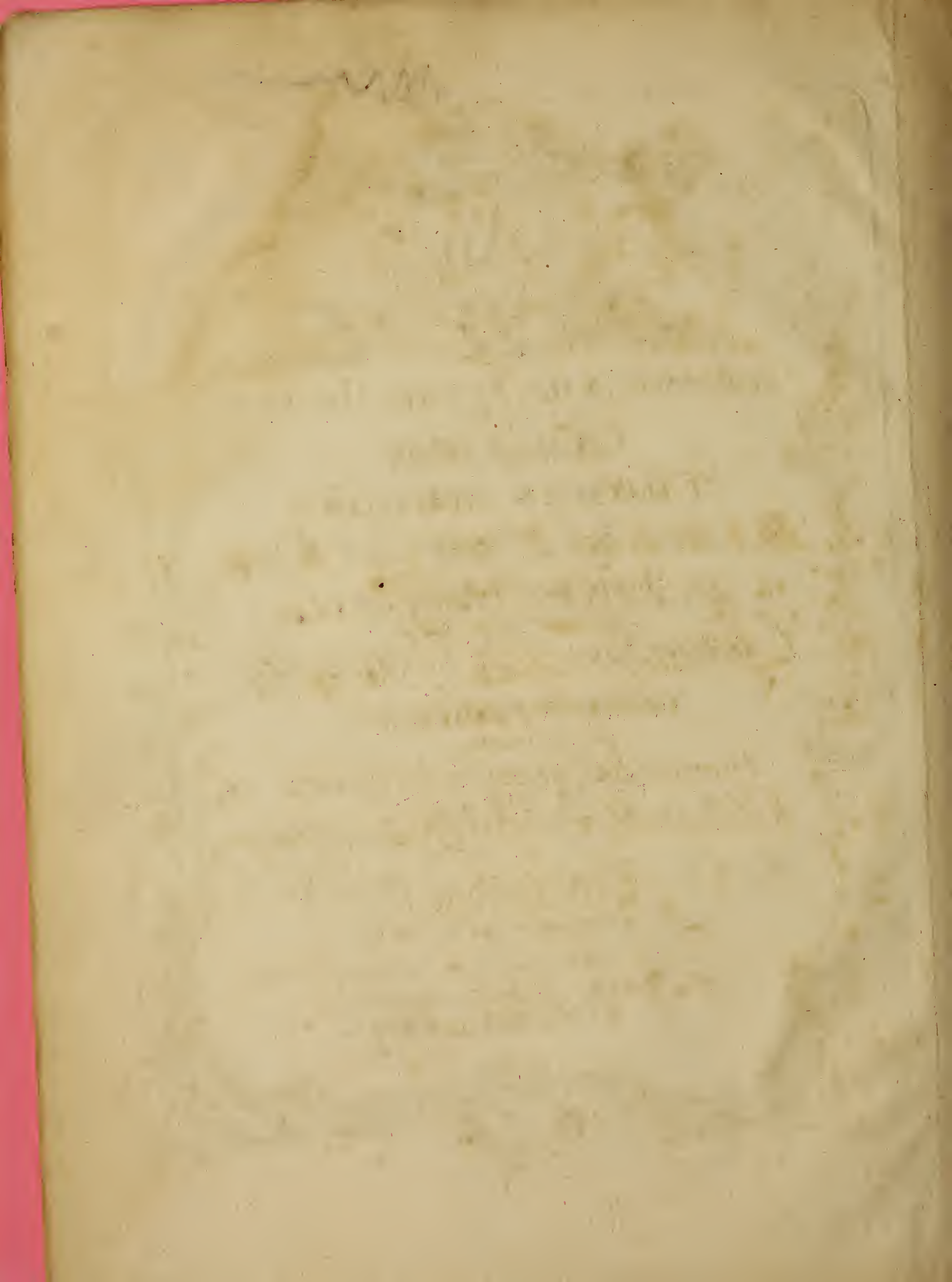
Anthem.

Perform'd y^e following Day, at S^t. Mary's Church,

being Commencement Sunday.

The Musick by

D^r. William Boyce






To
the most Noble
THOMAS HOLLES
DUKE of NEWCASTLE,
Marquifs and Earlof Clare,
Viscount Haughton,
Baron Pelham of Laughton,
Knight of the most Noble Order
of the Garter,
Principal SECRETARY of STATE,
AND
Chancellor of the University
OF
Cambridge.

The following ODE and ANTHEM are,
with all due Humility, Inscribed by
His Grace's

most Obliged
& most dutifull Servant.
William Boyce.



O D E.

Overture

1st Hautboy
Larghetto

2^d Hautboy

1st Violin

2^d Violin

Tenor Violin

Basso

Larghetto

Tutti

Solo

Tutti

Soli

Tutti

Solo

Tutti

Soli

Musical score system 1, featuring six staves. The top two staves are treble clef, and the bottom two are bass clef. The middle two staves are also treble clef. The music includes various notes, rests, and dynamic markings such as *Tutti*. There are also some asterisks and numbers (7, 3, 4, 5) above notes in the bass line.

Musical score system 2, featuring six staves. The top two staves are treble clef, and the bottom two are bass clef. The middle two staves are also treble clef. The tempo marking *Allegro Affai* is present on the first staff of this system. The music consists of rhythmic patterns and rests.

Musical score system 3, featuring six staves. The top two staves are treble clef, and the bottom two are bass clef. The middle two staves are also treble clef. The music includes rhythmic patterns, rests, and a trill marking (*tr*) above a note in the second staff.

System 1: Five staves of music. The top four staves are in treble clef with a key signature of one flat (B-flat). The bottom staff is in bass clef. The music features complex rhythmic patterns with many sixteenth and thirty-second notes, and includes several asterisks (*) marking specific measures.

System 2: Five staves of music. The top four staves are in treble clef with a key signature of one flat. The bottom staff is in bass clef. This system includes performance instructions: "Violonc: e Baffoni" on the left and "Senza Baffoni" on the right. Fingering numbers (6, 4, 2, 5, 6, 5, 6, 5) are written below the bottom staff. Asterisks (*) are used throughout the score.

System 3: Five staves of music. The top four staves are in treble clef with a key signature of one flat. The bottom staff is in bass clef. This system begins with the instruction "Tutti" and a dynamic marking of *f*. Fingering numbers (6, 4, 2, 5, 6, 4, 4, 6, 4) are written below the bottom staff. Asterisks (*) are used throughout the score.

System 1: Five staves of music. The top staff is a treble clef with a melodic line. The second staff is a bass clef with a bass line. The third and fourth staves are treble clefs with complex rhythmic patterns. The fifth staff is a bass clef with a bass line. The key signature has one flat. The time signature is 4/4. There are various musical notations including slurs, accents, and asterisks.

System 2: Five staves of music. The top staff is a treble clef with a melodic line. The second staff is a bass clef with a bass line. The third and fourth staves are treble clefs with complex rhythmic patterns. The fifth staff is a bass clef with a bass line. The key signature has one flat. The time signature is 4/4. There are various musical notations including slurs, accents, and asterisks. The word "Soli" is written above the second and fourth staves. The word "Tasto Solo" is written below the fifth staff.

System 3: Five staves of music. The top staff is a treble clef with a melodic line. The second staff is a bass clef with a bass line. The third and fourth staves are treble clefs with complex rhythmic patterns. The fifth staff is a bass clef with a bass line. The key signature has one flat. The time signature is 4/4. There are various musical notations including slurs, accents, and asterisks. The word "Tutti" is written above the first, second, and fourth staves.

This page of musical notation is for Violoncello and Basses. It consists of 14 staves, with the bottom two staves grouped together. The notation includes various rhythmic figures, such as sixteenth and thirty-second notes, and rests. There are numerous accidentals, including flats and naturals. Performance markings include 'Tutti' at the bottom right and '70' at the bottom center. The page is numbered '5' in the top left corner.

Violonc: e Baffoni 70

Tutti

Musical score system 1, measures 1-6. The system consists of six staves. The first three staves are treble clef, and the last three are bass clef. The music features complex rhythmic patterns with many sixteenth and thirty-second notes. Fingering numbers (7, 77, 7, 985, 6) and asterisks are present below the bass staff. The text "Tasto Solo" appears at the end of the system.

Musical score system 2, measures 7-12. The system consists of six staves. The first three staves are treble clef, and the last three are bass clef. The music continues with complex rhythmic patterns. Fingering numbers (77, 77, 7) and asterisks are present below the bass staff.

Musical score system 3, measures 13-18. The system consists of six staves. The first three staves are treble clef, and the last three are bass clef. The tempo marking "Largo Andante" is present at the beginning of the system. The music features complex rhythmic patterns. Fingering numbers (5, 5, 6, 4, 5) and asterisks are present below the bass staff.

Violins and G. Flutes Unifon.

Vivace

Piano Sempre

Vivace

Piano Sempre

Conclude with the Allegro affai &c.

1st Violin
Largo
Piano

2^d Violin
Piano

Tenor Violin
Piano

Recit:
Largo
76 6 7 43
HERE all thy active fires dif-

Largo
Forte
Piano

Forte
Piano

Forte
Piano

fuse, Thou genuin British Mule;
Largo Forte
76 6 7
Hither descend from yonder orient
Piano

Sky, Cloth'd in thy heav'n-wove robe of harmony.

Allegro

Pia. *Forte* *Piano*

Come, imperial queen of Song; *Forte* Come,

Allegro Pia. 6 6 6 6 6 6 7 5 6 5

Piano

imperial queen of Song; Come with all that free-born grace, which lifts thee from the

Pia. 6 6 6 6 6 6 7 4 3 5 6 5 6

fervile throng, Who meanly mimic thy ma-jes-tic pace; meanly mimic thy ma-

7 #3 6 5 7 #3 * 6 6 5 6 6

Forte

Forte

Forte

jes - - tic pace;

Forte

* 6 5 *3
4 4

6 6 6 6 5 6 6 5

Piano

Piano

Piano

Piano

That glance of dignity di - vine

Which speaks thee of ce - - lestial line; Pro-

Piano

6 4

6 4 *3

Forte

Piano

Forte

Piano

Forte

Piano

Forte

Piano

claims thee inmate of the Sky, Daughter of Jove Daughter of Jove and

Forte

Piano

6

6 *

6 5

Liberty. Daughter of Jove and Liberty. Come, imperial

queen of Song; Come with all that free-born grace, Daughter of Jove

Daughter of Jove Daughter of Jove and Liberty. That glance of

Piano Forte Piano

Piano Forte Piano

Piano Forte

dignity divine, which speaks thee of ce-les-tial line; Proclaims thee inmate of the.

4 2 Pia 6 2 4 7 Forte Piano 6 6

6 6 5 7 6 4 3

Piano

Sky, Daughter of Jove Daughter of Jove Daughter of

6 6

Forte Forte Forte

Jove and Liberty.

6 6 6 6 5 #

5 4 5 3 Forte

Piano introduction for the first system, featuring treble and bass staves with complex rhythmic patterns and fingerings.

RECIT: The elevated Soul, who feels Thy awful impulse, walks the fragrant

Pia. 6 b5

Recitative section with vocal line and piano accompaniment.

ways Of honest unpolluted praise: He with impartial justice

Musical notation for the second system, including vocal line and piano accompaniment.

deals The blooming chaplets of im-mor-tal lays: He flies above ambition's low car-

Musical notation for the third system, including vocal line and piano accompaniment.

rear; And nobly thron'd in Truth's meridian Sphere, Thence, with a bold and

Musical notation for the fourth system, including vocal line and piano accompaniment.

heav'n-directed aim, Full on fair Virtue's shrine he pours the rays of Fame.

Musical notation for the fifth system, including vocal line and piano accompaniment.

Larghetto

1st Violin

2^d Violin

Tenor Violin

Piano

Piano

Piano

God def's! thy pier- . . . ing eye explores The radiant

Larghetto

Piano

6 6 5 4 3

Forte

Forte

Forte

range of Beauty's stores, The steep ascent of pine-clad hills, Forte

Piano

Forte

6 6 4 6 6

The silver slope of falling rills; Catches each lively-colour'd grace;

Piano

Forte

Piano

Forte

6 6 6 5

The crimson of the Wood-nymphs face, The verdure of the velvet lawn

Piano

Piano

Piano

Piano

Piano

6 6 5 6 5 6 6

The purple in the eastern dawn, Or all those tints, those tints, which

Piano

Piano

Piano

Piano

Piano

6 6 5 6

rang'd in vivid glow Mark the bold sweep of the celestial bow.

Piano

Piano

Piano

Piano

Piano

5 6 5 6 6 6 6 4 5 6

Piano

RECIT: But chief she lifts her tuneful transports high, When to her intellectual eye The

Piano

Largo Andante
Staccato

mental beauties rise in moral dignity: The sacred zeal for Freedom's cause, That fires the glowing Patriot's

Forte
Largo Andante

breast; The honest pride, that plumes the Hero's crest, When for his country's aid the

Allegro

feel he draws. *Allegro* Or that the calm yet active heat,

Tasto Solo *Piano*

With which mild Genius warms the Sages heart, To lift fair Science to a loftier feat, Or

stretch to ampler bounds the wide domain of art.

Allegro

1st Violin

2^d Violin

Musical notation for the first three staves. The top two staves are for Violin I and Violin II, and the bottom staff is for Cello/Double Bass. The tempo is marked 'Allegro' and the time signature is 2/4. The Cello/Double Bass part includes fingerings: 6, *, 6, 9, b5, 9, 3, 7, 6, *, 6, 6, *5.

Viol: Unifon

Piano

Musical notation for Violin Unifon and the vocal line. The Violin Unifon part is marked 'Piano'. The vocal line includes the lyrics: 'These, the best bloffoms of the vir... tuous mind, She culls with taste refin'd; She culls with taste re-

fin'd; From their ambrofial bloom With bee-like skill she draws the rich perfume, And blends the

Musical notation for the vocal line and piano accompaniment. The vocal line continues with: 'sweets they all... con...vey In the soft balm of her mel...lifluous lay. In

the soft balm of her mellifluous lay.

Musical notation for the vocal line and piano accompaniment. The vocal line continues with: 'the soft balm of her mellifluous lay.'

Forte

Forte

Musical notation for the vocal line and piano accompaniment. The vocal line continues with: 'the soft balm of her mellifluous lay.'

Piano

These the best blossoms of the vir- - - - tuous mind, She culls with taste re-

fin'd; She culls with taste re-fin'd; From their ambro-fial bloom With bee-like

skill she draws the rich per-fume, And blends - - - the sweets - - they all con-

vey In the soft balm of her mellifluous lay. And blends the sweets they

all con-vey In the soft - balm of her mellifluous lay. blends the

sweets they all convey In the soft balm of her mel-

liffuous lay. From their ambrosial bloom With bee-like skill she draws the rich perfume, And

blends the sweets they all convey In the soft balm of her mellifluous

lay. And blends the sweets they all convey In the soft balm of her mel-

liffuous lay. blends the sweets they all convey

1st Violin

2^d Violin

In the soft balm of her mellifluous lay.

Forte

Forte

Forte

1st Violin

2^d Violin

Tenor Violin

RECIT.

Is there a clime, where all these beauties rise In.

Andante Staccato

Andante Staccato

Allegro

one collected radiance to her Eyes? Is there a

Tasto Solo

plain, whose genial Soil inhales Glory's invi-gorating gales,

Ad Libitum *tr*

Solo

Her brightest beams where Emulation spreads,

6 b5 *

Larghetto
Piano

Her kindliest dews where Science sheds,
Where ev'ry stream of Genius

Larghetto
Piano

flows,
Where ev'ry flow'r of Virtue glows?

Staccato
Forte

Thither the Muse exulting flies,
There she loudly cries —

Staccato
Forte

Chorus

1st Hautb: *Allegro*

2^d Hautb:

1st Violin

2^d Violin

Tenor Violin

Allegro

All Hail, All hail, Majestic GRANTA! Hail! hail thy

All Hail, All hail, Majestic GRANTA! Hail! hail thy

All Hail, All hail, Majestic GRANTA! Hail! hail thy

All Hail, All hail, Majestic GRANTA! Hail! hail thy

All Hail, All hail, Majestic GRANTA! Hail! hail thy

Allegro

aw full name Dear to the Muse, to Liberty,

aw full name Dear to the Muse, to Liberty,

aw full name Dear to the Muse, to Liberty,

aw full name Dear to the Muse, to Liberty,

to Fame. Dear to the Muse, to Liberty, to Fame.

All Hail, All hail, Majestic GRANTA! hail, Majestic GRANTA!

All Hail, All hail, Majestic GRANTA! hail, Majestic GRANTA!

Hail! hail thy aw . . . full name Dear to the

Hail! hail thy aw . . . full name Dear to the

Hail! hail thy aw . . . full name Dear to the

Hail! hail thy aw . . . full name Dear to the

Hail! hail thy aw . . . full name Dear to the

Muse, to Liberty, to Fame. Dear to the Muse, to

Muse, to Liberty, to Fame. Dear to the Muse, to

Muse, to Liberty, to Fame. Dear to the Muse, to

Muse, to Liberty, to Fame. Dear to the Muse, to

Muse, to Liberty, to Fame. Dear to the Muse, to

5 7 *3 6 5 6

Liberty, to Fame. Dear to the Muse, to Li-ber-ty, to

Liberty, to Fame. Dear to the Muse, to Liber-ty, to

Liberty, to Fame. Dear to the Muse, to Li-ber-ty, to

Liberty, to Fame. Dear to the Muse, to Li-ber-ty, to

Fame. Dear to the Muse, to Li-ber-ty, to Fame.

Fame. Dear to the Muse, to Liber-ty, to Fame.

Fame. Dear to the Muse, to Li-ber-ty, to Fame.

Fame. Dear to the Muse, to Li-ber-ty, to Fame.

5 6 5 6 5 6 6 4 3

5 6 6 4 3

1st Violin

Musical staff for 1st Violin, C major, common time, starting with a piano dynamic marking.

2^d Violin

Musical staff for 2nd Violin, C major, common time, starting with a piano dynamic marking.

Tenor Violin

Musical staff for Tenor Violin, C major, common time, starting with a piano dynamic marking.

RECIT:
Piano

Recitative musical staff with lyrics: "You too, illustrious Train, she greets Who first in these inspiring feats"

You too, illustrious Train, she greets Who first in these inspiring feats

Bass musical staff, C major, common time, starting with a piano dynamic marking.

Musical staves for Violins and Tenor, continuing the instrumental accompaniment.

Recitative musical staff with lyrics: "Caught the bright beams of that ætherial fire, Which now sublimely prompts you to aspire To"

Caught the bright beams of that ætherial fire, Which now sublimely prompts you to aspire To

Musical staves for Violins and Tenor, featuring dynamic markings: Forte Andante and Forte.

Recitative musical staff with lyrics: "deeds of noblest note: whether to shield Your country's liberties, your country's"

deeds of noblest note: whether to shield Your country's liberties, your country's

laws; Or in Re-ligion's hallow'd cause To hurl the shafts of reason,

and to weild Those heav'nly-temper'd arms whose rapid force Arrests base Falshood

in her impious course, And drives rebellious Vice indignant from the field.

German Flute

Vivace

3/4

Solo

1st Violin

3/4

Soli piano

2^d Violin

3/4

Tenor Violin

3/4

Vivace

3/4

6 6

Tutti Forte

Piano

Soli piano

Soli piano

Soli piano

And now she tunes her plaufive

Piano

6 6

Forte

Piano

Tutti Forte

Soli piano

Tutti Forte

Soli piano

Tutti Forte

Soli piano

song To you her sage do-mes-tic throng;

Who here, at

Forte

Piano

6 6

6 6

6 6

6 6

6 6

Learning's richest shrine, Dispen- to each in- genuous youth The treasures of im- mortal

truth, And o - - - pen Wis- dom's golden mine.

Now she tunes her plau- tive Song To you her sage do- mes- tic

Dynamic markings: Forte, piano, Tutti Forte, Soli piano

Lyrics:
 throng; Who here, at Learning's richest shrine, Dispence to each in-
 ge-nuious youth The treasures of im-mor-tal truth, And o-pen Wis-dom's gol-den
 mine - - Who here, at Learning's richest shrine, Dispence to each in-ge-nuious

Performance instructions: 6, 6/4, 5/3, 7 6 b5, 6, 6 5 7 7 6 5 / 4 3 5 5 4 3

youth The treasures of im-mor-tal truth, And o-pen Wis-dom's golden mine. o-pen

6 5 4 3 6 6 6 6 6 6 7 3

Solo

Piano

Wisdom's golden mine.

7 3

Tutti

Tutti Forte

Tutti Forte

Tutti Forte

Forte

RECIT: Each youth inspir'd by your persuasive art, Clasps the dear form of virtue to his

Piano 6

heart; And feels in his transported Soul Enthusiastic raptures roll, Gen'rous as

6 *

those the Sons of Cecrops caught In hoar Lycæum's shades from Plato's fire-clad thought.

6 b6 7

Violins Unifon

O GRANTA! on thy hap - - - py plain Still may these At - - - tic

Allegro Piano 6 7 b5 4 3 6 6

glo - - - ries reign: Still may these At - - - tic glo - - - ries reign:

7 6 5 4 3 6 6 7 6

Soli Piano Still mayst thou keep thy

7 4 6 6 7 3 6 7 6

Still mayst thou keep thy wonted state In unaffected grandeur In unaffected

Piano
Tutti
gran - - - deur great - - - O GRANTA! on thy

hap - - py plain Still may these At - - - tic glories reign: Still mayst thou keep thy wonted state In

Forte *Piano* *Soli*
unaffected grandeur In unaffected gran - - - deur great;

Piano
Still mayst thou keep thy wont - - - ed state In

unaffected gran- - - - - deur great; In

Forte

6 6 7 6 5 4 3 6 6 6

unaffected grandeur In unaffected grandeur great; In

Forte Piano

6 b5 Forte Piano 6 6 6 5 Forte Piano

unaffected grandeur great; In unaffected grandeur great;

Forte Piano Adagio

6 6 4 3 5 Forte Piano 6 6 6 4 3

1st Violin Piano

2d Violin Piano

Tenor Violin Piano

RECIT:
Great as at this illustrious hour, When HE, HE, whom GEORGE'S well-weigh'd

Piano 6 6

Andante

Forte

Piano

Forte

Piano

Forte

Piano

choice And ALBION'S gen'ral voice Have lifted to the fairest heights of pow'r When he ap-

Forte Andante

Piano

pears, and deigns to shine The leader of thy learned line; And bids the verdure of thy olive

Forte


Forte


Forte


bough Mid all his civic chaplets twine, And add fresh glories to his honor'd brow.


Forte


Allegro


1st Trum: 


2^d Trum: 

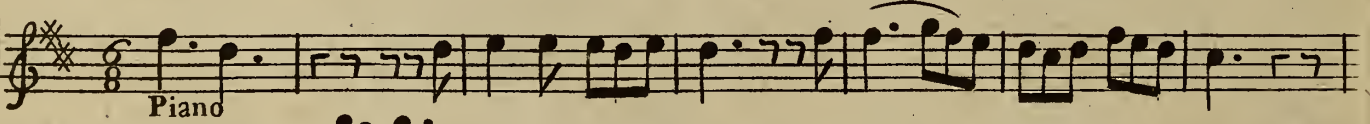
3^d Trum: 


Drum: 

1st Haut: 


2^d Haut: 


1st German Flute 

2^d German Flute 


1st Violin 

2^d Violin 

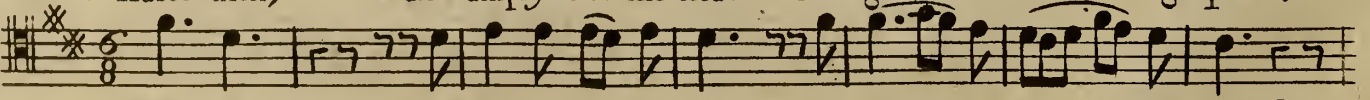
Tenor Violin 

Violoncellos & Bassoons 


Allegro




Haste then, and amply o'er his head The grace-full fo- - liage spread;



Haste then, and amply o'er his head The grace-full fo- - liage spread;



Allegro

Contra Bass: & Organo 

Piano 6 7 7 9 8 6 7 6 4

Haste then, and amply o'er his head The grace-full fo...liage spread; The

Haste then, and amply o'er his head The grace-full fo...liage spread; The

6 7 7 #3 4/2 6/4 6

Piano

Piano

Piano

grace - full fo - - liage spread;

grace - full fo - - liage spread;

Mean while the Muse shall snatch the trump of Fame, - -

9 8 6 / 7 6 4

Handwritten musical score for a multi-staff instrument, likely a harpsichord or spinet. The score consists of 15 staves. The top staff contains the main melody with various ornaments and slurs. The lower staves provide accompaniment. The key signature is one sharp (F#) and the time signature is 4/6. The piece concludes with the instruction "And lift her swelling accents high." and a final cadence.

And lift her swelling accents

And lift her swelling accents high. . . .

4
2

6

4
2

6

Forte

Forte

Forte

Forte

high, --- To tell the World that PEL- -HAM's name ---

To tell the World that PEL- -HAM's name ---

To tell the World that PEL- -HAM's name ---

To tell the World that PEL- -HAM's name ---

Forte

This musical score is for a piece with lyrics. It consists of 14 staves. The first 10 staves are instrumental, featuring a complex texture with multiple voices and a prominent sixteenth-note pattern in the lower staves. The 11th staff is the first vocal line, with the lyrics "PEL...HAM'S name Is dear to Learning". The 12th staff is a second vocal line with the same lyrics. The 13th staff is a third vocal line with the same lyrics. The 14th staff is the final instrumental line, which concludes with a "Piano" marking and a final cadence. The score includes various musical notations such as clefs, key signatures, time signatures, and dynamic markings.

The first part of the musical score consists of approximately 14 staves. The top three staves are in treble clef with a key signature of two sharps (F# and C#). The bottom three staves are in bass clef with the same key signature. The music includes various note values such as quarter, eighth, and sixteenth notes, as well as rests and slurs. Two instances of the word "Forte" are written above the staves. The piece concludes with a fermata over a final note.

as to Liberty. PEL...HAM'S name PEL...HAM'S

as to Liberty: PEL...HAM'S name PEL...HAM'S

as to Liberty. PEL...HAM'S name PEL...HAM'S

The second part of the musical score consists of four staves. The top two staves are in treble clef, and the bottom two are in bass clef. The lyrics "as to Liberty. PEL...HAM'S name PEL...HAM'S" are written below the staves. The music includes various note values and rests. At the bottom of the page, there are some handwritten numbers: "6 6 5" under the first staff and "5" under the second staff.

Piano

Piano

name ----- Is dear to Learning as to Liberty. dear to

name ----- Is dear to Learning as to Liberty. dear to

name ----- Is dear to Learning as to Liberty. dear to

Piano 7 6 b5 7 6 b5 7 6 b5

Learning as to Liberty. dear to Learning as to Liberty.

Learning as to Liberty. dear to Learning as to Liberty.

Learning as to Liberty. dear to Learning as to Liberty.

4 3 7 6 b5 4 3

Chorus

1st Trum: *Allegro*
Piano

2^d Trum: *Piano*

3^d Trum: *Piano*

Drum

1st Haut:

2^d Haut: *Allegro*

1st Violin

2^d Violin

Tenor Violin

Violoncellos and Bassoons

Allegro
The Muse shall snatch the trump of Fame, — And lift her swelling accents

Allegro

Forte

Forte

Forte

high, - - - To tell the world that PELHAM'S name PELHAM'S

PELHAM'S

PELHAM'S

PELHAM'S

PELHAM'S

Is dear to Learn ing

Is dear to Learn

dear to Learn ing as to Liberty. Is dear . . to Liberty.

dear to Learn ing as to Liberty. as to Liberty.

6 6 6 9 8 4/2 6 4/2 6 6 56 Organo 6 6

as to Liber-ty. Is dear to Learn- - - - ing as to Li-ber- - - ty. dear to

- - - - ing as to Liber- - ty. Is dear to Learning as to Li-ber- - ty. dear to

Is dear to Learn- - - - ing as to Li- - - - ber- - ty. dear to

Is dear to Learn- - - - ing as to Liberty. as to Li- - - - ber- - ty. dear to

98 Tutti 6-5 5 5 5 5 6 6 9 6 5 4 6 7 5 6

Learning dear to Liberty. The Muse shall snatch the
Learning dear to Liberty. The Muse shall snatch the
Learning dear to Liberty.
Learning dear to Liberty.

6

Detailed description: This is a page of a musical score, numbered 54. It features ten staves of music. The first six staves are instrumental, with the first five in treble clef and the sixth in bass clef. The last four staves contain lyrics: 'Learning dear to Liberty. The Muse shall snatch the'. The lyrics are repeated on the first three staves and then abbreviated on the fourth. The music is in a key with two sharps (F# and C#) and a common time signature. The notation includes various note values, rests, and dynamic markings.

trump of Fame, And lift her swelling accents high,

trump of Fame, And lift her swelling accents

The Muse shall snatch the trump of Fame, And lift her swelling accents

To tell the world, To tell the world that PEL HAM'S

high, To tell the world, To tell the world that PEL HAM'S

high, To tell the world, To tell the world that PEL HAM'S

high, To tell the world, To tell the world that PEL HAM'S

name Is dear to Learning, dear to Liberty. dear . . . to Learning as

name dear to Learning as

name dear to Liberty. dear to Learning. dear to Learning

name dear to Liberty. dear to Learning. dear to Learning.

Tasto Solo

6 6 7
5 4 *5

to Liberty. dear to Learning. Is dear to Learning. Is

to Liber. ty. dear to Learn. ing as to Liberty. Is dear to Learn..

as to Li. - - - - -ber. - - - - -ty. Is dear to Learning as to Li. - - - - -ber. - - - - -ty.

Is dear to Learn. - - - - -ing as to Li. - - - - -ber. - - - - -ty. to Li. - - - - -ber. - - - - -ty.

4 7 6 6 5 5 6 7 6 7 5 6

The first part of the musical score consists of 12 staves. The first staff is a treble clef with a key signature of two sharps (F# and C#). The music features a mix of eighth and sixteenth notes, with some rests. The second and third staves are also treble clefs, with the third staff showing some dotted notes. The fourth staff is a bass clef. The fifth and sixth staves are treble clefs, with the sixth staff showing some chromatic movement. The seventh and eighth staves are treble clefs, with the eighth staff showing some chromatic movement. The ninth and tenth staves are treble clefs, with the tenth staff showing some chromatic movement. The eleventh and twelfth staves are treble clefs, with the twelfth staff showing some chromatic movement.

dear to Liberty. dear to Li...-berty. to Liber...ty. dear to Learning,
 ...ing as to Liber...ty. dear to Learning,
 Is dear to Learning as to Liber...ty. dear to Learning,
 Is dear to Learn...ing, dear to Learning.

The second part of the musical score consists of 4 staves of music with lyrics. The first staff is a treble clef with a key signature of two sharps. The music features a mix of eighth and sixteenth notes, with some rests. The second staff is a treble clef with a key signature of two sharps. The music features a mix of eighth and sixteenth notes, with some rests. The third staff is a bass clef with a key signature of two sharps. The music features a mix of eighth and sixteenth notes, with some rests. The fourth staff is a bass clef with a key signature of two sharps. The music features a mix of eighth and sixteenth notes, with some rests.

98 6 4 6 7 4 6 7 6 5 6 5 6
 7 6 4 2 6 7 4 6 3 4 3 4 5 6

dear to Liberty. tell the world,

dear to Liberty. tell the world,

dear to Liberty. tell the world,

dear to Liberty. tell the world,

The image shows a page of musical notation, page 61, featuring a vocal line and a piano accompaniment. The score is written in a key signature of two sharps (F# and C#) and a 3/4 time signature. The piano part consists of multiple staves with complex rhythmic patterns, including sixteenth and thirty-second notes. The vocal line is on a single staff with lyrics: "tell the world that PEL...HAM's name, PEL...". The lyrics are repeated across several lines of the score. The piano accompaniment includes a prominent bass line with a steady eighth-note pattern and various chordal textures. The page number "61" is located in the top right corner. At the bottom of the page, the numbers "6" and "5" are written below the piano staves.

HAM'S name Is dear to Learning, dear to Liberty. Is

HAM'S name Is dear to Learning, dear to Liberty.

HAM'S name Is dear to Learning, dear to Liberty.

HAM'S name Is dear to Learning, dear to Liberty. Is dear to

6
5

Musical score for the first part of the piece, consisting of 12 staves. The top three staves are treble clef, and the bottom three are bass clef. The middle six staves contain the vocal line with various ornaments and slurs.

dear to Learning, dear to Liberty. dear to Learn - - - ing as to Li - - -

Is dear to Learning, as - - - to Liberty. Is dear to

Is dear to Learning as to Liber - ty. Is dear to Learning as to Li - - -

Learning, dear to Liberty. dear to Learn - - - ing.

6 6 5 * 6 6 6 5 4

ber-ty. Is dear to Learn- ing as to Li-ber-

Learn- ing, Is dear to Learning, dear- - to Learning as to Li-ber-

-ber-ty. dear, dear to Learning, dear to Learning as to Li-ber-

Is dear to Learn- ing as to Li-ber-

6 6 6 6 7 8

ty. tell the world, tell the world that

ty. tell the world, tell the world that

ty. tell the world, tell the world that

ty. tell the world, tell the world that

6 6 5

PELHAM'S name, PELHAM'S name, PELHAM'S name Is dear to.

PELHAM'S name, PELHAM'S name, PELHAM'S name Is dear to.

PELHAM'S name, PELHAM'S name, PELHAM'S name Is dear to.

PELHAM'S name, PELHAM'S name, PELHAM'S name Is dear to.

Adagio

Learning as to Liber-ty.

Learning as to Liber-ty.

Learning as to Liber-ty.

Learning as to Liber-ty.

Learning as to Liber-ty.

Adagio

