

Eliz: Partre

The Dancing-Master :

2749  
924-C


Or, Directions for Dancing COUNTRY DANCES, with the *Tunes* to each *Dance* for the *Treble-Violin*.

*The Tenth Edition Corrected; with the Addition of several new Dances and Tunes never before Printed.*



THE DANCING SCHOOL .

Printed by J. Heptinstall, for H. Playford at his Shop in the *Temple-Change*, or at his House in *Arundel-street* in the *Strand*, 1698.



168700

||

MT 950  
P68  
1698  
Case

---

*The PREFACE to all Lovers of Musick and Dancing.*

**T**HE Art of *DANCING*, called by the ancient Greeks *Orchestice*, and *Orchestis*, is a commendable and rare Quality fit for young Gentlemen and Ladies, if opportunely and civilly used. And *Plato*, that famous Philosopher, thought it meet, That young ingenious Children be taught to Dance. It is a Quality that hath been formerly honoured in the Courts of Princes, when performed by the most Noble Hero's of the Times: The *Gentlemen* of the *Inns of Court*, whose sweet and airy Activity has crowned the Grand Solemnities with Admiration to all Spectators. This Art has been anciently handled by *Athenæus*, *Julius Pollux*, *Cælius Rhodiginus*, and others, who much commended it to be excellent for Recreation after more serious Studies, making the Body more active and strong, graceful in Deportment, and a Quality very much befitting a Gentleman. And now the former Impressions being sold off, I have in this *Tenth Edition* (with the Assistance of a knowing Friend in this Art) made it much more compleat, by adding many new *Tunes* and *Dances*, never before printed, most of the *Tunes* being within the compass of the *Flute*. The whole, as it is now carefully Corrected and Published, I doubt not but will be kindly accepted by all Ingenious Lovers of this *ART*: Which is the hearty Desire of

*Your Friend,*

A 2

H. P.

## An Alphabetical Table of all the DANCES contained in this Book.

<b>A</b> Bergenny	Page 35	Broom, the bonny-bonny Broom	21	Dull Sir John	10
<i>Ala mode de France</i>	52	Buff-coat <span style="float: right;">C</span>	40	Dumps	213
Alchurch	152	Cast a Bell	42	D'Urfeys SONG to Lane's magot	195
Amarillis	75	Catching of Fleas	67	E	
<i>An old man a Bed full of Bones</i>	41	Catching of Quails	6	Easter Tuesday <sup>1</sup>	184
Arcadia	124	Garvylilly-man	77	Ely Minster	198
Arundel-street	192	Cherily and merrily	25	Emperour of the Moon	157
<i>Astrop Wells</i>	142	Christ-church Bells in Oxon	104	Essex Buildings	155
<b>B</b>		Cobler's Figg	92	Excuse me <span style="float: right;">F</span>	115
Bellamira	149	Cold and Raw	146	Fit's come on me now	132
Betty's Magot	179	Confess, or the Court Lady	12	Frier and Nun <span style="float: right;">G</span>	54
Beveridge's Ground	178	Country Abigail	119	Galloping Nag	14
Beveridge's Magot	180	Coronation-Day	199	Garter	143
Black and Grey	127	Cuckolds all arow	20	Glory of the West	214
Black Jack	76	Cupid's Garden <span style="float: right;">D</span>	135	Goddeses	46
<i>Blue Peticoats, or Green Garters</i>	47	Daniel Cowper	169	Gossips Frolick	71
Coatman	13	Devil's Dream	72	Granadiers march	123
Bobbing Joe	57	Dragoons march	118	Gray's-Inn Mask, or mad Tom	24
Bonny Dundee	137	Devonshire-house	204	Green Sleeves	113
<i>Bore la Bas</i>	103	Drive the cold Winter away	53	Green Stockings <span style="float: right;">H</span>	22
<i>Bore, or Sweet William</i>	100	Duke of Lorrain's march	68	Hap-hazard	121
<i>Bore, (the new)</i>	189	Duke of Luxemburgh's march	176	Have at thy coat, old woman	45
Bouzer Castle	102	Duke of York's delight	90	Health to Betty	55
				Hedge-	



Hedge-lane	108	Kenfington Court	161	Mask	148
Hempdresseſſer	60	King's Jigg	88	Mermaid	105
Hey-boys, up go we	106	King of Poland	208	Merry Milkmaids	27
Hey ho, my Honey	128	Knor	136	Milkmaids bob	28
Hit or miſſ	23	Ladies of London	141	Mill Field	3
Hockley in the Hole	58	Lady Cullen	74	Miller's Jigg	117
Holyrood-Day	139	Lady-Day	207	Mock Hobby-Horſe	203
Hunſdon-Houſe	9	Lady of Pleaſure	133	Motſon's Jigg	82
Huntington's magot	191	Lane's Magot	194	Mug-houſe	206
	I	Lane's Minuet	174	Mulberry Garden	80
Jack's health	111	Lilli Burlero	156	Never love thee more	110
Jacob Hall's Jigg	182	Lincoln, or Bolton	205	New Bath	120
Jamaica	79	Lord Carnarvan's Jigg	26	Newmarket	89
Jenny, come tye my cravat	138	Love lies a bleeding	109	New Rigadoon	158
If all the world were Paper	4			New Rigadoon (the laſt)	187
Joan's Plocket	211	Madge on a Tree	5	New-Royal-Exchange	38
Joan Sanderſon	7	Mad Robin	185	New-years Eve	200
Jockey	140	Maiden fair	62	No-body's Jigg	93
I often for my Jenny ſtroue	160	Maiden-lane	15	Northern Nancy	83
Jog on, my Honey	59	Maid in the Mill	212	Of Noble Race was Shinkin	168
Johnny, cock thy Beaver	126	Maids delight	144	Old Batchelor	165
Johnson's Jigg	186	Maids Morris	145	Old Simon the King	112
Irish Trot	84	Maid's laſt wiſh	175	O Mother, Roger	166
Haac's magot	191	Mall Peatley	29	Open the Door to three	2
Kemp's Jigg	8	Marriage-Hater	183	Opera, or Apes Dance	87

Painted

	<b>P</b>
<i>Painted Chamber</i>	
<i>Parlons upon Dorothy</i>	
<i>Passe</i>	
<i>Paul's Steeple</i>	
<i>Pell-mell</i>	
<i>Phoenix</i>	
<i>Piccadilly</i>	
<i>Picking of Sticks</i>	
<i>Pool's Hole</i>	
<i>Pope Joan</i>	
<i>Pretty Miss</i>	
<i>Prince George</i>	
<i>Prince Rupert's march</i>	
<i>Pudding and Pies</i>	
<i>Punk's delight (the new way)</i>	
<i>Pye-corner</i>	<b>R</b>
<i>Red-House</i>	
<i>Red Bull</i>	
<i>Rigadon</i>	
<i>Rockingham Castle</i>	
<i>Roger of Coverly</i>	
<i>Row well, ye Marriners</i>	
<i>Rummer</i>	<b>S</b>
<i>Sage Leaf</i>	

	<b>S</b>
<i>Salmon's Jigg, or Green-Goose Fair.</i>	30
<i>Sancho-Pancho</i>	134
<i>Saturday night</i>	94
<i>Sawny was tall</i>	151
<i>Scotch Cap, or Edinburgh Castle</i>	43
<i>Scotland</i>	125
<i>Shepherds Holiday</i>	32
<i>Short's Garden</i>	61
<i>Siege of Buda</i>	89
<i>Siege of Limerick</i>	154
<i>Simple Simon</i>	181
<i>Singleton's Slip</i>	159
<i>Sion House</i>	122
<i>Slip</i>	37
<i>Smith's Rant</i>	210
<i>Soldier's Life</i>	73
<i>Spanish Gypsie</i>	161
<i>Spanish Jigg</i>	177
<i>Spring-Garden</i>	209
<i>Staggins's Jigg</i>	150
<i>Step Starely</i>	188
<i>Sweet Kate</i>	167
<i>Taylor's Daughter</i>	65
<i>Ten Pound Lass</i>	116
<i>Three Sheep-skins</i>	1

<b>T</b>	
<i>Tom Tinker</i>	70
<i>Trenchmore</i>	44
<i>Twenty-ninth of May</i>	39
<i>Twins</i>	33
<i>Tythe Pig</i>	17
<b>V</b>	
<i>Valentine's Day</i>	190
<i>Valiant Captain</i>	99
<i>Valiant Jockey</i>	56
<i>Vienna</i>	172
<i>Under and over</i>	130
<i>Under the Greenwood Trees</i>	66
<b>W</b>	
<i>Wallingford-house</i>	95
<i>Watton Town's end</i>	78
<i>Welcome home, old Rowley</i>	69
<i>Well-hall</i>	51
<i>Westmerland</i>	107
<i>What you please</i>	48
<i>Whim</i>	31
<i>White-hall</i>	171
<i>Whitney Farewell</i>	34
<i>Winchester</i>	91
<i>Witches</i>	11
<i>Wolverton-hall</i>	64
<i>Young Jemmy</i>	63
	19
	215

A TABLE

A T A B L E of the Explanation of the several Characters made use of in this Book.

D. ———	Stands for <i>Double</i> . A <i>Double</i> is four steps forward and backward, closing both Feet.	
S. ———	<i>Single</i> . A <i>Single</i> is two Steps, closing both Feet.	
Set and turn S. }	Is a <i>Single</i> to one hand, and a <i>Single</i> to the other, and turn <i>Single</i> .	
Wo. ———	Stands for <i>Woman</i> .	
We. ———	<i>Women</i> .	
Cu. ———	<i>Couple</i> .	
Co. ———	<i>Contrary</i> .	
1. ———	<i>First</i> .	
2. ———	<i>Second</i> .	The Figure half round, is the Hey half round.   The whole Figure, is the Hey all four round.
3. ———	<i>Third</i> .	
4. ———	<i>Fourth</i> .	
Proper ———	Is when the <i>Men</i> and <i>Women</i> are on their own Sides.	
Improper	Is when the <i>Men</i> are on the <i>Woman's</i> side, or the <i>Women</i> on the <i>Men's</i> side.	
⋮ ———	For a <i>Strain</i> of the <i>Tune</i> played once over.	
⋮ ———	For a <i>Strain</i> twice over.	
⋮ ———	For a <i>Strain</i> thrice over.	
⊙ ———	This stands for the <i>Men's</i> Places in the Figure on the top of each Page.	
⊙ ———	This stands for the <i>Women's</i> Places in the Figure on the top of each Page.	

---

*Books printed for and sold by Henry Playford at his Shop in the Temple-Change  
in Fleet-street.*

**O***rpheus Britannicus.* A Collection of all the choicest Songs for One, Two, and Three Voices, compos'd by Mr. Henry Purcell. Together with such Symphonies for *Violins* or *Flutes*, as were by him design'd for any of them: And a *Through-Bass* to each Song; figur'd for the *Organ*, *Harpfichord*, or *Theorbo-Lute*. All which are placed in their several Keys according to the Order of the *Gamut*.

*Harmonia Sacra*, in two Books, containing divine *Hymns* and *Dialogues* lately set to Musick by Dr. John Blow, Mr. Henry Purcell, and several other eminent Masters. Price of the first Book stitch'd 7 s. of the second 4 s.

The *Psalms of David* in 4 Parts in Folio. Price stitch'd 3 s.

The Whole Book of *Psalms* in 8<sup>o</sup>, compos'd in 3 Parts by John Playford. The Fourth Edition carefully corrected.

The new Catch-Book, called, *The Musical Companion*, containing choice *Catches* of 3 and 4 Parts, and *Songs* of 2 Parts, by Mr. Purcell, and other eminent Masters; newly Printed. Price stitch'd 2 s.

*The Musical Companion*, (Part 1.) containing variety of *Catches* and *Songs* for 3 and 4 Voices, &c. Price bound 3 s. 6 d.

*The Introduction to the Skill of Musick*, both Vocal and Instrumental, by J. Playford; the 12th Edition corrected and amended; with new *Rules* for Composing in 2, 3, 4, and 5 Parts, by Mr. Henry Purcell. Price bound 2 s.

A *Collection* of all the *Song-Books* that has been printed this 20 years. Price 1 l. 5 s.

The *Division-Violin*, in 2 Books, containing *Divisions* on Grounds, with *Solo's* for the *Treble Violin*. Price of both 4 s.

*Apollo's Banquet*, in 2 Books, containing the newest *Tunes*, *Jiggs*, *Minuets*, &c. for the *Treble Violin*, most of them within the compass of the *Flute*. Price of the first Book (being the 7th Edition with large Additions) stitch'd 18 d. the 2d, 1 s.

The *Pleasant Companion*, containing *Tunes* and *Instructions* for the *Flagelet*. Price bound 18 d.

A *General Catalogue* of all the choicest *Musick-Books* these 20 years.

---

☞ Also all sorts of *Rul'd Books* and *Paper* for *MUSICK* of several sizes; likewise Books on all other Subjects, and all *Stationary Ware*, are sold at the same Shop.

---

---

The Dancing-Master: Containing *Directions* and *Tunes* for DANCING.

---

---

Sage-Leaf.

*Round for as many as will.*




Take all hands and go round, back again. All the men go in and meet in the middle and back again, then the wo. do as much, then the first cu. lead into the middle and back again, then give your right hand to your wo. and turn her round, so the next cu. do the same, and so to the last, the *Musick* playing the same Strain till they have led in. Then every man gives his right hand to his own wo. and turns her once and a half, and then goes on to the next, and so till he comes to his own. So do all again, but leave out the first Strain till every couple has begun to lead in.

B

( 2 )

Open the Door to Three.

*Round for as many as will.*



Hands and two D. round, and set and turn S. — Meet again — Men meet, back again, go all to the left hand on the outside of the co. we — Meet all again, back again, and go all on the outside of the next we — Do thus till you come to your own places; then the we. as much.

Sides all, set and turn S. — That again — As before, we. beginning.

Arms all, set and turn S. — That again — As at the first.

( 3 )

Mill-Field.

Round for as many as will.



Hands and go a D. round. Back again.:

Set and turn S. That again.:

First cu. lead to the man on the right hand, he going All three set and turn S.: That again.:  
under your arms; turn your own. That again.:

The two men take hands and lead to your wo. she going All three set and turn S.: That again.:  
under your arms; the two men arms. That again.:


The second man and first wo. lead to the first man, he All three set and turn S. That again.:  
going under their arms. That again.:

Do thus to the next wo. and so to all the rest.

( 4 )

If all the World were Paper.

Round for Eight.



Hands all, and meet a D. back again, set and turn S. That again. The two men against each other change places, your we. as much, the S. Hey, back to your places. The other four as much.

Sides all, set and turn S. That again. The first four meet, lead each other's wo. between the Cu. on your left hands, cast off, go to your places and turn your own. The other four as much.


Arms all, set and turn S. That again. The first four change places, then change with your own men, cross over, take left hands and right with the we. To your places. The other four as much.



( 5 )

Madge on a Tree.

Round for Eight.



Hands and meet a D. back again, set and turn S. : That again. : Men meet in the midst, turn back to back, come to your places, and turn the co. we. : We. meet, turn back to back, come to your places, and turn your own. : :


Sides all, set and turn S. : That again. : Men go towards the left hand before the co. we. and behind the next we. meet and turn S. : That again to your places. : : Then the we. as much. : :

Arms all, set and turn S. : That again. : Turn all the co. we. turn all the next we. : Turn all the next, turn all your own. : :

B 3

Catching of Quails.

Round for eight.



Hands all, and two D. round : First man faces with his own wo. and go a D. back, the following  
 Set and turn single . That him . The second as much : The third as much : The fourth  
 again : cy. as much : :

Sides all : That again : First man take his own wo. by the hand and shake it three times,  
 and go half round, the following him . The second as much :  
 The third as much : The fourth as much : :

Arms all : That again : First man put his toe to his woman's toe three times . The second  
 as much : The third as much : The fourth as much : :

## Joan Sanderfon, or The Cushion Dance.

An old Round Dance.



*This Strain twice.* *This once.*

*Play this as oft as is required.*

This Dance is began by a single Person, (either Man or Woman,) who taking a Cushion in his hand dances about the Room, and at the end of the Tune he stops, and sings, *This Dance it will no further go.* The Musician answers, *I pray you, good Sir, why say you so?* Man. *Because Joan Sanderfon will not come to.* Musick. *She must come to, and she shall come to, and she must come whether she will or no.* Then he lays down the Cushion before a woman, on which she kneels, and he kisses her, singing, *Welcom Joan Sanderfon, welcom, welcom.* Then she rises, takes up the Cushion, and both dance, singing, *Prinkum-prankum is a fine Dance, and shall we go dance it once again, once again, and once again, and shall we go dance it once again?* Then making a stop, the wo. sings, as before, *This Dance, &c.* Musick. *I pray you, Madam, &c.* Woman. *Because John Sanderfon, &c.* Musick. *He must, &c.* And so she lays down the Cushion before a man, who kneeling upon it, salutes her, she singing, *Welcom John Sanderfon, &c.* Then he taking up the Cushion, they take hands and dance round, singing as before; and thus they do till the whole company are taken into the Ring. Then the Cushion is laid before the first man, the wo. singing, *This Dance, &c.* (as before,) only instead of —*come to*, they sing —*go fro*; and instead of *Welcom John Sanderfon, &c.* they sing, *Farewel John Sanderfon, farewel, farewel*; and so they go out one by one as they came in. *Note*, The woman is kiss'd by all the men in the Ring at her coming in and going out, and likewise the man by the women.

( 8 )

Kemp's Jigg.

Round for Six.



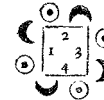
One man lead in two we. forwards and back : Honour to one, honour to the other, then turn the third :  
Lead your own with your left hand, and the woman you turned, and as much : Then as much with the  
other two we. turning your own : The next man as much : : Then the third as much : :

First man lead the we. as before ; turn half round holding both hands, and his own as much to the  
other, turn the third wo. Do thus to all, the rest following and doing the like.

First man take the we. as before by the co. hands behind, then lead them forwards and back, pull one  
half about and kiss her, as much with the other, turn the third : Do thus to all, the rest following  
and doing the like.

Hunfdon-Houfe.

A Figure Dance for eight, thus :



First and 3. cu. meet, and taking the co. wo. fall  
back into the 2. and 4. place, whilst the 2. and 4.  
fall back each from his own, and meet the co. wo.  
in the 1. and 3. place. As much again.

First and 3. cu. meet and turn S. Men cross over,  
then we. cross over. The other four doing as  
much. Then all this back again to your places.

This as before.

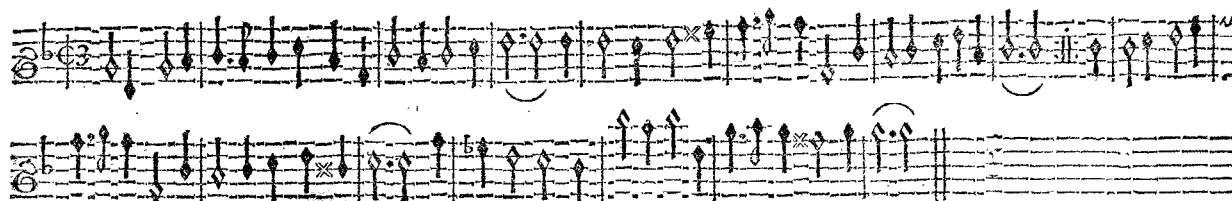
First and 3. cu. meet, turning back to back, and hands  
inward and go half round. The other four as much.  
All this again to your places.

This as before.

Meet and honour to your own, right hand to the co.  
and left to your own. The other four as much.  
All this again, honouring to the co. wo.

Dull Sir John.

A Figure Dance for eight, thus :




The first cu. lead in and cast off to your places, the man going between the 2. cu. and the wo. between the 4. and the 3. cu. as much. The 2. as much, and the 4. as much. The 1. and 3. man change places across, their we. as much, hands all four either round or across, and go round to your places. The 2. and 4. cu. as much. And fall the last four the men behind the we.

The 4. and 2. man standing behind their we. the first cu. pass into the 3. place, the man going between the 2. cu. and the woman between the 4. whilst the 3. cu. lead right over and fall into the first place, this back again to your places, the first cu. doing as the third did, and the third as the first, the fourth as much. Then the 1. and 3. cu. the 2. they twice to your places, the wo. who stand before their men leading it. The other four as much.

Men cast off, and going on the outside your own we. fall into each other's place, we. as much, men as much again, we. as much. First and 3. cu. meet, go about each other, we. back to back, not turning your faces, give right hands to the co. we. and left hands to your own, and so stay in your own places as at first, the other four doing the like.

Step stately.

A long Dance for 3, 5, 7, or 9 Couple.



Lead up all a D. change places each with his own, keeping your faces still to the Prefence, the men slipping behind the we. and the we. before the men, face all to the wall. Men hands, and the we. hands, 1. man and 2. wo. lead all the rest round to the bottom, facing all to the Prefence.

The first man and wo. being in the middle, lead up all abreast a D. and back. We. slip before the men to the right, and men behind the we. to the left, going a compass to their places as at first.

The first cu. lead up a D. change hands, and lead dow a D. Take hands with the 2. cu. and all four half round, 1. man and 2. wo. change places.

The 2. we. lead up between the 2. men, then crossing over, the 1. wo. go behind the 2. man, and the 2. behind the 1. Men change over by the right hands, then giving left hands to their own we. turn the 1. cu. into the 2. place, and the 2. into the 1.

First cu. cross over, meet in the 2. place, change places. The three uppermost men and the three we. hands, fall a D. back, 2. and 3. cu. change each with his own while the 1. cu. meet, then fall a D. back again three and three.

Now standing as in *Greenwood*, the 1. man between the 2. and 3. wo. and the 1. wo. between the 2. and 3. man, the 1. cu. lead up, cast off and meet below, whilst the 2. and 3. we. and the 2. and 3. men change places. The 1. cu. being in the 3. place, arms, whilst the other four take hands and go half round to the left.



Confess, or The Court Lady.

Longways for six.



Men all a D. Back again. :  
That again. :

Men go between the we. on your left hand, leading them from the other, change hands, meet again, turn them you meet. : Lead your own wo. from each other, meet again, turn them as you meet. :

Go all cross the Room to the left hand. : Back again. :

One man go forwards alone, take one wo. with one hand, then the other, hands all four and go round. : The other as much. :

Go all cross the Room to the right hand. : Back again. :

The two we. at each end lead to each wall, while one man goes up and the other down, the three we. meet, hands and go round, men turning S. : Go all as before, men hands and go round, we. turning S. :

Meet all as at the first. :


The men lead the we. at one end to the wall and back, while the other we. go up on the outside, and come each under the others arms and turn each other, men turning each a wo. as much with the other we. :





The Boat-man..

Longways for six.



Lead up a D. forwards and back, fet and turn S. That again.

First cu. and 2. man the S. Hey, while the other three do the like, come to your places and turn your own. All that again, the 2. cu. changing their ends.

Sides all, fet and turn S. That again.

The 2. man and 1. cu. hands and go half round, while the other do the like, fall all back, then turn your own. That again, the 2. cu. changing their ends.

Arms all, fet and turn S. That again.

First and last man and 2. wo. hands and go round, the 2. man turn his own wo. First and last wo. and 2. man hands and go round, the 2. man turn his wo.

( 14 )

The Galloping Nag.

Longways for six.



Lead up a D. forward and back. That again. First cu. take both hands and 4 slips up and stand, the 2. cu. as much, the 3 cu. slip, turn all S. Last cu. slip down, the 2. as much, the 1. as much, turn all S.

Sides all. That again. First man and last wo. change places, first wo. and last man change, the 2. change with his own. All this back again.

Arms all. That again. Men the S. Hey. We. as much.

Maiden-Lane.

Longways for six.




Lead up a D. forward and back. That again.:	All a D. to the left hand, back again.:	The Set and turn S. That S. Hey on each side.:	again.:
--	---	---	---------

Sides all. That again.:	Back all, change places. That again.:	As before.:
-------------------------	---------------------------------------	-------------

Arms all. That again.:	First man change with the 2. wo. first wo. change with the 2. man, while the last changes with his own wo. First man change with his own wo. your wo. change with the last man, while the 2. changes with his own wo.:	As before.:
------------------------	---	-------------

Picking of Sticks.

*Longways for six.*○○○  
)))


Lead up all a D. forwards and back. That again. First man change places with the 2. wo. then with the last man. Lead up as before, then the wo. change as the man did, every cu. doing thus.

Sides all. That again. First cu. slip down between the 2. they flipping up, then the 2. slip down and the 1. up. All this again, the last cu. crossing over below, go up and cross above, fall to your places. Then the four last slip, and the first cu. cross about.

Arms all. That again. The we. standing still, men going the Hey between them, the last man going about the middle wo. Do thus three times over, then go quite round all the we. to your places. We. as much.

Scotch Cap, or Edinburgh Castle.

Longways for six.



Lead up, back again. :  
That again. :

The two upper we. fall back, and the two lowermost men fall back, cross over, then the first man and the lower wo. cross over, then the two upper men fall back, and the two lower we. cross over, then the other cross over as before, these three times over. :

Sides. : That again. :


Three men and three we. joyning hands, fall all back and meet all, men turn your faces one towards another, we. doing the like, the two ends on each side arms, while the middle with his own, then fall back, then turn your backs together, and every one turn his own.

Arms. : That again. :

Three men slip up, and three we. slip down, then the lower man gives his right hand to the 1. wo. and so go into your places by hands, then the we. slip up and the men slip down, and the first and last give hands to your places as before. :

Shepherd's Holiday, or Labour in vain.

Longways for six.



Lead up all a D. back,  
cross over. Lead down,  
back again, cross over.:

The first man slip before the 2. man while his 1. wo. before the 2. wo. then  
the last man slip behind the 2. man while his wo behind the 2. wo. then  
all six turn round about to the left hand into their places, then the last cu.  
do as the first, and the first as the last.:

Sides, back again, cross  
over. That again.:


Three men and three we. back, joyning hands, meet, three men hands  
and go round, we. doing the like, men and we. back as before and meet,  
hands backward and go round as before.

Arms as you sided.:

The 1. man cross into the 2. wo. place, and his wo. into the 2. man's  
place, &c.

Ten Pound Lads.

Longways for eight, thus.



Back all a D. meet again.  
Lead up forward and back.

Go all to the left and cross the Room, then change all places with your own. All that again to your places.

Sides all. That again.

First and last cu. meet, take hands and go round while the other go back, the 2. cu. slip up and the 3. down, set and turn S. All this again to your places.

Arms all. That again.

Meet all and change places, then hands all on each side, hands and go half round. All that again.

Cuckolds all arow.

For four, or eight.



Meet all forwards and back :  
That again :

Turn back to back with the co. we. faces again, go about the co. we. not turning your faces. Turn back to back to your own, faces again, go above your own, not turning faces.

Sides all with your own :  
Sides with the co. :

Men change places, we. change places, hands all go round. We change places, men change places, hands all and go round to your places.

Arms all with your own :  
Arms with the co. :

Men put the co. we. back by both hands, fall even on the co. side, men cast off to the right, your we. following come to the same place again. Put them back again, fall on your own side, men cast off to the left hand and come to your places, the we. following.



Broom: The bonny, bonny Broom.

*Longways for Eight.*

Lead up all a D. forward and back, the first four cast off and come to your places, the last four do the like. Lead down, and as much: First and 3. cu. meet and go back, hands and go round: The other four do as much::

Sides all, set and turn S.: That again.: The two first men hands and change places, the last two men change, we. doing the same, set and turn S.: All that again.:

Arms all, set and turn S.: That again.: The 2. and 3. on each side lead to each wall, while the first cu. lead up, and the last lead down; change hands and meet; hands all and half round.: All that again.:

( 22 )

Green Stockings.

*Longways for eight.*

⊙ ⊙ ⊙ ⊙  
) ) ) )


The musical notation consists of two staves. The top staff begins with a treble clef, a key signature of one sharp (F#), and a 3/4 time signature. It contains a sequence of notes and rests, with a double bar line and repeat sign after the first few measures. The bottom staff begins with a bass clef and a key signature of one sharp (F#). It contains a sequence of notes and rests, also with a double bar line and repeat sign after the first few measures.

Lead up forward and back : That again :

The first cu. go back to back, then right hands round one turn and a half, then clap hands, first your own, then one of each others, walk out to the wall, then back again, and back to back as before, the man on the wo. side, and the wo. on the man's ; and in the last part, after clapping hands, lead to the wall and back again.

Hit or miss.

Longways for eight.



Meet all a D. back again. :  
That again. :

Meet all again, lead each other's woman  
a D. to the left hand. : Change hands,  
meet again, take your own we. and to your  
places.

The S. Hey all four. :  
:

Sides all. : That again. :  
:

As before. :  
:

As before. :  
:


Arms all. : That again. :  
:

As before. :  
:

As before. :  
:

Gray's-Inn Mask, or Mad Tom.

Longways for eight.



Lead up all forwards and back, set and turn S. .	All a D. to the left hand .	Back	Back all .	And change places .
That again .	again .		ces .	

Sides all, set and turn S. .	That again .	As before .	As before .
------------------------------	--------------	-------------	-------------

Arms all, set and turn S. .	That again .	As before .	As before .
-----------------------------	--------------	-------------	-------------



Honour all, salute .	Turn your own .	Men the S. Hey .
	change places .	We. as much .

As before .	As before .	As before .
-------------	-------------	-------------

As before .	As before .	As before .
-------------	-------------	-------------

**Cherily and Merrily.**

*Longways for Eight.*



The first two staves of musical notation are shown. The first staff begins with a treble clef, a key signature of one flat (B-flat), and a 3/4 time signature. The melody consists of eighth and sixteenth notes. The second staff continues the melody with similar rhythmic patterns.

Lead up all a D. forward and back. That again.

Set and turn S. That again.

The 2. man and 3. wo. change places, the 3. man and 2. wo. change  
The first four and last four hands and go round.

Then change as before, and hands round as before.

Sides all. That again.

Set and turn S. That again.

First and last cu. meet your own, while the other four go back, first  
and last cu. meet, while the 2. flip up, and the 3. down. First and last  
cu. hands and go round, while the other turn their own.

Then do the same again.

Arms all. That again.


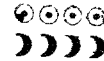
Set and turn S. That again.

Men hands and go round. We as much.

Men the S. Hey, while the we do as much.

Lard Carnarvan's Jigg.

Longways for eight.



Lead up all a D. forward and back. That again. Each man and wo. go about each other, not turning your faces. That again.

First cu. cross over and fall into the 2. place on the outside the 2. cu. the men on the outside of the we. and the we. on the men's side. Cross over again, and fall into the 3. place. Take hands with your wo. and leading her down between the last cu. cast off all and meet above, the first cu. in the first place, the last cu. in the second place, and the 3. cu. in the last place. Arms all.

Lead down forward and back. That again. Go about each other as before. That again.

The lowest cu. cross over as before. Cast off as before.

Lead up all a D and back. That again. Go about each other as before. That again.

The uppermost cu. cross over as before. Cast off as before.

Lead down forward and back. That again. Go about each other as before. That again.

The lowest cu. cross over as before. Cast off as before.

The merry Milk maids.

Longways for eight.



Musical notation for 'The merry Milk maids' consisting of three staves of music in 6/8 time.

Lead up all a D. forward and back, set and turn S. That again. First and 3. cu. meet your own, flip between the other, take hands across and go round each four. The other four as much.

Sides all, set and turn S. That again. First man cast off, go to the lower end and stay, the rest following, the we. as much, set and turn S. All that back again.

Arms all, set and turn S. That again. Men back, and go the S. Hey. We. as much.

The Milk-maids Bob.

Longways for Eight.



Lead up all a D. forward and back. That again. First four the S. Hey, while the last four do the like.

Sides all. That again. First cu. flip between the 2. while the 3. do the like with the last, change places with your own. That again.

Arms all. That again. First man change places with the 2. wo. taking by the right hand change places with the 2. man, the 3. man doing the like, then the other four as much.



Mall Peatley.

Longways for Eight.



Lead up all a D. forward and back. That again. First man set to the first wo. then to the second, and Hey with the two last we. and stay in the last place, the last man at the same time sitting to the two last we. Hey with the two first, and stay in the first place. This back again to your places.

Sides all. That again. This as before, the first and last we. doing it as the men did before.

Arms all. That again. The first man and wo. do this as before, and stay in the last place. Or do this back again, cast off and meet below.

Green-Goose Fair, or Salomon's Jigg.

Longways for eight.



Lead up all forward and back, turn S. That again.	First cu. cast off, meet below and come to your places between the rest. Last cu. go up on the outside, and come down to your places between the rest.
--	--

Sides all, and turn S. That again.	First cu. go down between the rest and come up on the outside. Last cu. go up between the rest, go down on the outside.
---------------------------------------	--

Arms all, and turn S. That again.	First cu. go down the S. Hey on their own sides and come up again, the rest standing still.
--------------------------------------	--

## The Spanish Gypsie.

*Longways for eight.*


Lead up forward and back. That again. Turn all back to back, faces again, go all about your  
 we. not turning your faces, that again the other way. First and last cu. meet a D. back again, turn  
 all back to back, faces again, go about each other not turning your faces, the other way as much.  
 The other four as much.

Sides all. That again. Turn back to back, faces again, go about your own as before. First and  
 last cu. meet and go back, turn back to back, faces again, take hands and go round, back again.  
 Then the other four as much.

Arms all. That again. Turn back to back, faces again, go about your own as before. First and  
 last cu. meet, back again, turn back to back, faces again, right hands across and go round, then left  
 round. The other four as much.

The Phoenix.

Longways for Eight.



Lead up all a D. forward and back . That again .:

Set and turn S . That again .:

First man go down on the outside of the wo. to the left, the rest following. Take every man a wo. by both hands. Put the we. a D. backward and forward .:

Back all, change places . That again .:

We. go down and do as the men did .:

Back and change places as before.

First cu. cros over and go to the lower end, the 2. cu. following and cros the 3. cu. cros and follow, the 4. not cros, take hands all in a ring. Go all round .:

Set and turn S . That again .:

Turn the co. wo . Men hands and go round .:

We. meet and turn S . Men as much .:

Turn your own . We. hands and go round .:

Men meet and turn S . We. as much .:

Four on each side the S. Hey .:

Set and turn S . That again .:

As before, four cros and four not cros. Lead up, cast off and come to your places .:

Set and turn S . That again .:

The Twins.

Longways for Eight.




Lead up all forward and back. That again. First and last cu. take right hands across and go round, changing places while the other four go back, meet and turn their own. All this again.

Sides all. That again. First four cross with your own w. then 1. and 2. cu. meet and stand even, then change places with your own in the co. place, the last four doing the same. All this again.

Arms all. That again. First four hands and half round, set and turn S. The other four as much. All this again.

Spring-Garden.

Longways for eight.



Lead up forward and back. That again.

Four to one end and four to the other, hands half round and fall back from one another and change places, men in the middle, and the ends with their own. This again. Then all again.

Men change back to back, and we the like, change each with his own. That again.

Cast off at both ends, the 2. follow the 1. and the 3. the 4. set to them you meet and change places with them. First and second lead down, the other up, and change places. All this again.

Lead to the wall forward and back. Turn off, and change each with his own.

First and last cu. meet, and the 2. and 3. fall back, the men arm in the middle, and the ends with their own. This again. Then all again.

## Abergenny.

*Longways for eight.*

Lead up and fall back, that again. Ser and fall  
back, that again.

The first and last cu. cast off into the middle, the 2. cu. slip up, and  
the 3. cu. slip down at the same time, the 2. and 3. cu. cast off, and  
back again into their own places at the same time.

The 1. cu. take hands betwixt the 2. cu. and the last  
cu. take hands betwixt the 3. cu. and meet the 1. and  
2. cu. all abreast and fall back; the 1. man turn the 2.  
man up into his place, and the 1. wo. turn up the 2.  
wo. into her place; the last man turn down the 3.  
man into his place, and the last wo. at the same  
time turn down the 3. wo. into her place; the 2.  
and 3. cu. do the like.


The 2. and 3. cu. hold up hands, and let the first and last cu. go un-  
der into their places; the first and last man lead out to the wall, and  
the first and last wo. lead out to the wall, and the 2. cu. lead up  
and the 3. cu. lead down; all lead back again at one time; change  
places all with your own and turn round S. The 1. and 2. cu.  
hands half round; the 1. cu. change places with the 2. cu. and at  
the same time the last cu. change places with the 3. cu. and the 3.  
cu. do the same all over.

The first and last cu. meet and change places with their own; 2. cu. slip up, and 3. cu. slip down; the 2. cu. cast off into  
the 1. cu. place, and the 3. cu. cast off about the last cu. into the last cu. place, and stand all at one time; the 1. man  
change places with the last wo. and the 1. wo. with the last man; the first and last man and first and last wo. give right  
and left hands to the next; the 1. cu. turn into the 2. cu. place, and the 3. cu. turn down into the last cu. place; the 2.  
and 3. cu. doing the same.

( 36 )

Simple Simon, or Huddle-duddle.

Longways for Eight.



Lead up all forward and back. That again.

First man put back the second wo. by both hands and change places with her, the second man doing as much with the first, then we. do the same to the men.


First and second man arms with each other's wo. and stay in each other's places, we. do the same to the men.

First cu. cross over behind the second, then the second behind the first, the first honour and salute, cast off into the second place.



Prince Rupert's March.

Longways for Eight.



Lead all round to the right hand, and come to your places again.

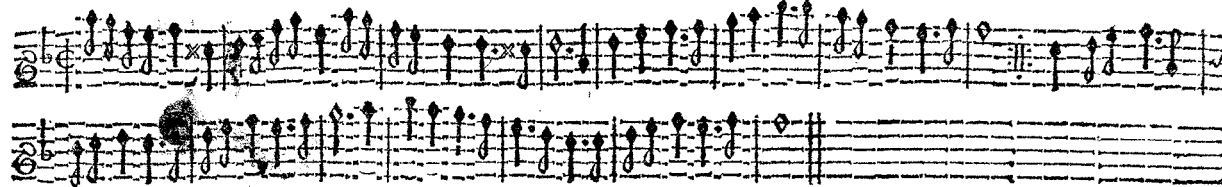
First man turn down to the right hand and stand before the last wo. 2. man before the 3. and the 3. before the 2. wo. your faces all to the left hand and march towards the wall, and change places with the we. Do this again till you come to your places.

Lead all round to the left hand, and come to your places again.

The we. do as the men have done, only they must go down behind the men, and stand as the men did before them. This again till you come to your places.

Lead all round to the right hand as at the first.

Men march all on the outside of the we. the we. marching down on the outside of the men, open all a D. and close again. The we. march up to their places on the outside, and the men in the inside, the we. open all and close again.

The New Royal-Exchange. *Longways for as many as will.*

Lead up all and fall back, that again : : Set to all your own and fall back, then arms all with your own. : :

The two first men take hands, and the two first we. take hands, and fall back from your own, then meet them and change places and turn round S. the 1. man and 2. wo. turn back to back, and then the 1. wo. and 2. man turn back to back, then all four take hands behind them and go half round. : Do this to all the rest. : :


The 1. and 2. men, and the 1. and 2. we. take hands and fall back, then meet, and the 2. man take the 1. wo. with his right hand and walk half round, till the 1. man go into the 2. wo. place ; then the 1. man and 2. wo. change places, and give their right hands to their own and go half round, till the 1. cu. comes into the 2. cu. place, and the 2. cu. into the 1. cu. place. Do this to all, the rest following. : :

The 1. and 2. man, and the 1. and 2. wo. fall back from your own, then meet, the 2. man and 2. wo. turn back to back, then the 1. man and wo. change places, and the 1. man take the 2. wo. by both hands and change places with them, the 1. and 2. men being in each other's place, and the two first we. in their own places, then the 1. and 2. we. cross over to their own, and arms with them. Do this to all, the rest following. : :

( 39 )

The 29<sup>th</sup> of May.

Longways for as many as will.



First cu. take hands, the 2. cu. doing the like at the same time; then the 1. man puts back his wo. and flips down behind the 2. wo. into the 2. cu. place, while the 2. man draws his wo. to him and flips into the 1. cu. place. Do this back again the same way; which is to the first Strain of the Tune played twice over. Then the 1. man change places with the 2. wo. and the 1. wo. with the 2. man; then hands round and back, and when the 1. cu. are at top, they cast into the 2. cu. place. *This ends the Tune.*

First man and 2. wo. fall back, then lead up to each other and turn back to back, then the 1. wo. and 2. man do the like. *This is to the first Strain played twice.* Then take all hands and go round, till the men are in the we. place, and the we. in the men's, then men and we. change places. *This ends the Tune.*

First man and wo. cros over, and 1. man go round behind the 2. wo. and 1. wo. round behind the 2. man, and flip between them; then take hands, and lead up all abreast and back again. *This is to the first Strain played twice.* Then honour to each other's wo. then to your own, then turn each other's wo. and then your own, the 1. cu. turning into the 2. cu. place. *This ends the Tune.*

( 40 )

Buff-Coat.

*Longways for as many as will.*



Lead up all, back. That again, fall back, set every man to his own wo.

The first cu. cast off into the 2. place, back again. Cross over with your own wo. into the 2. place, and give one clap with your hands and turn your own wo. round. Do this to the last.

The first man cast off, his wo. following him, then he takes the other wo. by the left hand and leads her between his wo. and the other man going round them into the same place, then he takes his own wo. and leads her up the middle, and both cast off into the 2. place and turn her about. Do this to the last.

The first man puts his wo. back into the 2. place, and back again.

An old Man a Bed full of Bones.

Longways for as many as will.



Lead up all a D. forward and back, set and turn S. That again :

First man lead down his wo. between the rest a D. forward and back, then lead her to the lower end, and turn her and leave her. Bring up the last wo. in the same manner : Then the last man do the like, and fetch his own.

Sides all, set and turn S. That again :

This as before, only crossing both hands in the middle :

Arms all, set and turn S. That again :

This as before, holding your wo. by one hand, and let her turn under your arm, and kiss her :

Cast a Bell.

Longways for many as will.



Lead up a D. forward and back,  
set and turn S. That again :

First cu. change places, set and turn S. First man lead your own and the 2. wo. forward and back, bring the 2. wo. under your arms, leave her and turn your own : Do thus to the last, the rest following and doing the like.

Sides all, set and turn S. That again :

First cu. change places, set and turn S. First cu. meet the 2. cu. lead each other's wo. to each wall, meet your own and turn them : Do thus to the last, the rest following.

Arms all, set and turn S. That again :

First cu. take both hands, slip down between the 2. cu. cross and turn each one of them with your right hands, fall to your own side in the 2. place. Do thus to the last, the rest following.



St. Paul's Steeple.

Longways for as many as will.



Lead up all a D. forward and back, set and turn S. That again.

First man take his wo. into his left hand, lead her down to the 2. wo. take the 2. wo. in his right and slip up with them into the 1. place, cast off the 2. wo. and then his own, and turn off into his place. This forward to all the we.

Sides all, set and turn S. That again.


First man take his wo. in his left hand, lead her down to the 2. wo. take the 2. wo. in his right hand and slide up with them, kiss the 2. wo. hand them with your own wo. and let them go, turning off into your place. This forward to the rest.

Arms all, set and turn S. That again.

First man take his wo. in his left hand, lead her down to the 2. wo. take the 2. wo. in your right hand, and setting them back to back in the middle, kiss the second, then your own wo. turning off into your places. This forward to the rest.

Trenchmore.

*Longways for as many as will.*



Lead up all a D. forward and back :: Cast off, meet below and come up, do so :: First cu go down under the 2. cu. arms, the 3. cu. come up under the first. Do this forward and back :: or ::

First man set to the second wo. then to his own, then to the third wo. then to his own, then to the fourth wo. then to his own, and so to all the women and men, then your wo. do the same; then arm them as you set to them, arming your own, then your wo. as much.

Lead up again, then turn your woman with your right hand, and the second woman with your left, your woman falling as you turn till you come to your place, then your woman do the same, you following her, the rest doing these Changes.



Have at thy Coat, old Woman.

*Longways for as many as will.*

Lead up forward and back, set and turn S. That again. First cu. lead a D. forward and back to the 2. cross and turn each the 2. then turn your own in the 2. place. Do this Change to the left, the rest following and doing the like.

Sides all, set and turn S. That again. First cu. cross over, and go each behind the 2. and peep three times, then turn your own in the 2. place. Do this Change to the left, the rest following.

Arms all, set and turn S. That again. First cu. cross over and go between the 2. then cross over again like the Figure of 8, falling into the 2. place. Do thus to the left, the rest following.

The Goddesses.

*Longways for as many as will.*



Lead up a D. forward and back. That again. Cast off, meet below. Cast off below, meet above.

Men go down on the outside of the we. Back again. This as before.

We. as much. This as before.

Men go quite round about the we. This as before.

We as much. This as before.

Men take hands and go round. Back again. This as before.

We. as much. This as before.

Take all hands and go half round, back again. This as before.

Men the S. Hey. This as before.

We. as much. This as before.

Then D. Hey. This as before.

Blue Petticoats, or Green Garters.

Longways for as many as will.



Lead up all a D. forward and back. That again : First cu. slip down into the 2. place on the outside, the 2. cu. slipping up, take hands all four and go round : Do as much to the next cu. and so to the last, every cu. doing the like.

Sides all. That again : First cu. meet, change places. Slip each to the second place and cross over : Do thus to the last, the rest following and doing the like.

Arms all. That again : First man and second wo. meet and stand, the other as much. Go half round and change places with your own. The rest following and doing the like.

A Soldier's Life.

Longways for as many as will.



Lead up all a D. forward and back, set and turn S. That again. First man set to his own wo. then set to the 2. man, turn the 2. wo. Set to the 2. wo. then to the 3. man, turn the 3. wo. Set to the 3. wo. then to the 4. man, turn the 4. wo. Do this to the left, your wo. following you in the same manner. Every cu. do thus.

First man lead down his wo. a D. then give his right hand to the 2. wo. while his wo. does the like to the 2. man, turn them, and then your own with your left hand; the same forward till you come to the bottom.

First man go about the 2. wo. while his wo. do the like to the 2. man; they meet and go about one another and turn, taking hands. The same again till they come to the bottom.

Saturday Night, and Sunday Morning. Longways for as many as will.



Lead up all a D. forward and back. That again. :

Set and turn S. That again. :

First and 2. cu go about your own, not turning your faces. :  
Men the like about each other, and we about each other. :

First man and 2. wo. change across 1. wo. and 2. man as much. Each change with his own, set. So forward, the rest following in order.

First man take his wo. in his left hand and lead her downward under the 2. cu. arms, lead up again, the 2. cu. coming under your arms. :  
First man take the 2. man man by the left hand with his right, cast off and come to your places, we. doing the like at the same time.


Change places with your own, men change places, we. changing at the same time. Change each with his own, set. And so forward to the rest. :

First and second cu. meet, men hands, we. hands, lead to the wall. :  
Meet again, take your own we. and lead from each other.

Change with your own, men change and we. change at the same time. Change again with your own, set. And so on to the rest. :

What you please:

*Longways for as many as will.*



Lead up all, fall back, that again; set to your own, fall back, that again. The 1. man crosses over with his wo. then take the 2. wo. by the right hand, the 1. wo. take the 2. man by the right hand, and fall back.

Meet your own and fall back, 1. man go in the Figure of 8 about the 2. man, and 1. wo. go in the Figure of 8 about the 2. wo. and down in the 2. cu. place, set to your own and fall back, the rest following and doing the same.

The 1. cu. crosses over and fall back, and the 1. man take the 2. wo. by the right hand, the 1. wo. take the 2. man by the left hand, and lead up all four abreast and fall back.

The 2. cu. go in the Hey, the 1. cu. following the Hey down into the 2. cu. place, and arms with your own, the rest following and doing the same.

The 1. cu. fall back and slip down, the 2. cu. slip up into the 1. cu. place, the 1. man crosses over with the 2. wo. and change places, the 1. wo. crosses over with the 2. man and change places.

Hands half round all four and fall back, set to your own and fall back, the rest following and doing the same.

( 51 )

Watton Town's End.

Longways for as many as will.



Lead up and fall back, jump up all to your own and turn round S. That again.

---

The two first men and the first wo. fall back from your own and meet, jump up thrice to your own, and the 1. cu. cast off into the 2. cu. place, while the 2. cu. slip up into the 1. cu. place. Do this to all, the rest following.:

---


The first man and second wo. change places, then the first wo. and second man change places and jump up thrice to their own, and then change places with your own, the rest following.:

---

The first and second cu. take hands and go half round and jump to your own, then change places with your own. Do this to all, the rest following.:

A la mode de France.

Longways for as many as will.



Lead up all a D. and back, this again. Set and turn S. This again.


First cu. meet, take both hands and fall in between the 2. cu. each of you turn your faces toward them and put them back, you meet the two men and we all four fall back and turn your we. So to all.

Sides all to the right and left and turn S. This again. Then fall all into one File, each wo. behind her own man, thus, (O) (O) (O) (O) (O) (O). Then arms all with your own by the right and left and remain in the same Figure, then men fall off to the right hand and we. to the left, fall back into the same Figure, then men to the left and we. to the right, and back again into the same Figure, then the 1. man fall into his 1. place, and his wo. the like, so the rest one after another; then the 1. man take his wo. by the hand, his left hand to the 2. wo. the right to the 3. wo. and so forward, his wo. doing the like on the other side until you all meet again in your places.



Drive the cold Winter away.

*Longways for as many as will.*



Lead up all forward and back. That again.

First man back a D. then go down between the rest, and turn the last wo. but one, then men the last, and stay there while the other men go between the 2. and 3. we. and go towards the left hand and fall down to the 1. man. First man back, then go up between the rest, turn the 2. wo. then the 1. wo. while the men go between the two last we. turn towards the right hand, and go up to your places.

Sides all. That again. This as before, the we. doing it.

Arms all. That again. As at the first.

The Friar and the Nun.


Longways for as many as will.



Lead up men a D. turn round, we. go up a D. and turn S. we. go down a D. and turn S. men down and turn S. :-

The two uppermost men fall back, and turn S. we. as much, changing over with your own, men change, we. change at the same time, then each change places with his own. Do thus to all, the rest following :-

First and second man change places by both hands, we. as much, men and we. meet sideways, turn all S. hands and go half round, turn S. hands and go half round, turn S. :-

**An Health to Betty.***Longways for as many as will.*

**Lead up a D.** forward and back, set and turn S. That again : First cu. sides, turn her once and an half about : Sides each with the 2. and turn them : : Do thus to the left, the rest following and doing the like.

---

Sides all, set and turn S. That again : First cu. meet a D. back again, fall into the 2. places, and turn your own : Do this Change to the left, the rest following.

---

Arms all, set and turn S. That again : First cu. go a D. back, meet again, take both hands, slip down between the 2. turn S. : Do thus to the left, the rest following.

The Valiant Captain.

Longways for as many as will.



Lead up all a D. forward and back, set and turn S. That again.

First four go back from your own, meet again, 1. man and 2. wo. change places, 1. wo. and 2. man change, then change both with your own. As much with the next, and so to all.

Sides all, set and turn S. That again.


First 4 hands and go round, 1. cu. meet, flip down between the 2. turn S. Do thus to the last, the rest following.

Arms all, set and turn S. That again.

First two men hands and change places, we as much, take right hands across and go round. Do thus to the last, the rest following.

Bobbing Joo.

Longways for as many as will.



Lead up forward and back. That again. Set and turn S. That again.

First cu. slip down between the second, they slipping up. Then they slip down. Hands and go round.

First two men snap their fingers and change places. Your we. as much. Do these two Changes to the last, the rest following.

Sides all. That again.

Set and turn S. That again.

First two on each side hands and go back, meet again. Cast off and come to your places.

First four change places with your own. Hands and go half round. These Changes to the last.

Arms all. That again.


Set and turn S. That again.

Men back a D. meet again. We. as much.

First cu. change with the 2. on the same side. Then change with your own. These Changes to the last.

Hockley in the Hole.

Longways for as many as will.



Lead up all forward and back. That again. Set and turn S. That again.

First man and last woman meet, and go back. This as the first time.  
The first wo. and last man as much.

First man arms with the last wo. and back again to his place. As before.  
First wo. and last man as much.

First man go down to the last wo. bring her up. As before.

Last man come up to his own wo. lead her down, the 1. cu. following, and fall hindermost. As before.

## Jogg on, my Honey.

*Longways for as many as will.*

Lead up all a **D.** forward and back, set and turn **S.** That again.

The first man (with his back to the Prefence) take his wo. by both hands, pull her to him, then put her back between the 2. cu. the 1. man and 2. cu. hands and go round, the 1. wo. to the left. This forward.


The 1. man take his wo. by both hands, put her back on the outside the 2. wo. into the 2. place, and there turn her. Then into the 3. place on the outside the 3. man; And so forward.

The 1. cu. cross over, go behind the 2. cu. put them together that they may salute, then arm to the 2. place. This forward to the rest.

The 1. cu. cast off and go on the outside, the 2. cu. walk forward and back, (as in *Lavena*.) arm in the 2. place. This forward to the rest, they doing the like.

The Hemp-dresser.

Longways for as many as will.



Lead up all a D. forward and back. That again.

First man change places with the 2. wo. Then with the 3. man. Then with the 4. wo. Then with the 5. man. Then with the 6. And so to the left.

Sides all. Lead up as before.

As before, the wo. doing it. All do this, changing as before.

Sides all. That again.

First cu. cross over, fall into the 2. place. Cross again, fall into the 3. place. Cross again, fall into the 4. place. And so to the end, every cu. doing the like.

Arms all. That again.

Turn your own wo. changing places. Turn each the second. Turn each the third. Turn each the fourth, and so to the last, the rest following.





Piccadilly.

*Longways for as many as will.*



Lead up all a D. forward  
and back : That again :

We go all to the wall and stand, men go up to your own we. and peep  
four times on each side behind them, fall all to your places and turn S. :  
Then men go to the wall and stand, we go up to your backs and peep  
four times, then fall to your places and turn S. :

Sides all : That again :


As before, the men going first.

Arms all : That again :

As at the first.

Maiden Fair.

Longways for as many as will.



Lead up all a D. and back . That again . : Set and turn S. . That again . :

First man and 2. wo. meet a D. and back . Then the 1. wo. and 2. man as much . :

The 1. man change with the 2. wo. he into her place, and she into his . The 1. wo. and 2. man as much . : Do thus to all, the rest following.

The 1. man take the 2. man in his right hand, and the 1. wo. the 2. wo. in the left hand, and meet a D. and back . That again

Then meet and go through between each other, the uppermost man about his wo. and the 2. man between the 1. wo. and his own, and turn your faces each to your own, being in the 1. cu. places . Then take hands and go half round, and the 1. cu. fall into the 2. cu. places . Do thus to all, the rest follow.

First man take his wo. in his left hand, and 2. man take his wo. in his right hand, and fall back a D. and meet again . That again . :

First man cast off, his wo. casting off at the same time into the 2. place, the 2. cu. following them till they come into their own places . Cast off again, and the 1. cu. stay in the 2. cu place . : Do thus to all, the rest following.

The Taylor's Daughter.

Longways for as many as will.



Lead up forward and back,  
turn back to back, faces a-  
gain . All that again :

First man cros and go behind the 2. wo. the 1. wo. going behind the  
2. man, peep twice at each other, fall into the 2. place on your own  
side . Do thus to the last, the rest following in order.

Sides all, and as before .  
That again :


First cu. cros between the 2. fall into the 2. place, cros again, fall into  
the 2. place on your own side . Do thus to the last, the rest following  
in order :

Arms all, and as before .  
That again :

The two first men take both hands, change places, the we. as much,  
set and turn S. . Do thus to the last, the rest following.

Sweet Kate.

Longways for as many as will.



Lead up all a D. forward and  
back : That again :


Set your right foot to your woman's, then your left, clap your wo.  
on her right hand, then on the left, wind your hands and hold up  
your finger, wind your hands again and hold up another finger  
of the other hand, then turn S. : All this again :

Sides all : That again : As before :

Arms all : That again : As before :

Row well, ye Mariners.

*Longways for as many as will.*

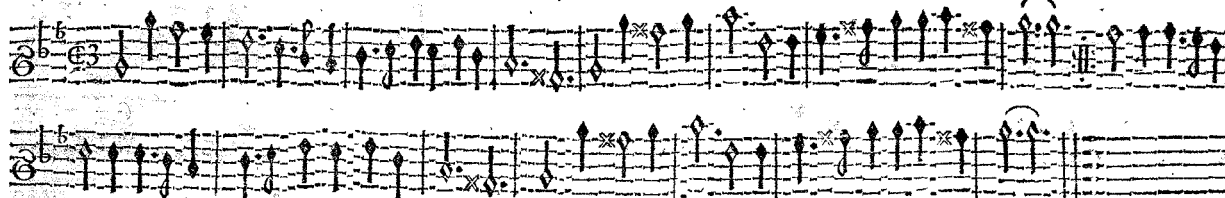


Lead up a D. forwards and back . That again :	First man two flips cross the Roomone way, the womanthe other . Back again to your places :	Fall back both . Meet again :	Clap both your own hands, then clap each other's right hands against one another's; clap both your own hands again, then clap left hands, then clap both hands again, then clap your breasts, then meet both your hands against one another . The same again, only clap left hands first :
--	---	----------------------------------	--

First man fides with the next wo. and his wo. with the next man, doing the like till you come to your own places, the rest following and doing the same.

Under and Over.

*Longways for as many as will.*



Lead up all a D. forward and back, set and turn S. — That again :

First cu. meet and back, turn once and an half by both hands — Set each to the 2. and go back, turn by both hands — Do thus to the last, the rest following.

Sides all, set and turn S. — That again :

The 1. and 2. on each side hands and go back, meet and cross over, take hands behind you, go half round into each other's places — Do thus to the last.

Arms all, set and turn S. — That again :

First cu. meet, fall back, and fall to the 2. place, cross over between the 2. cu. Do thus to the last, the rest following.

Catching of Fleas.

*Longways for as many as will.*



Lead up all forward and  
back : That again :

First cu. meet and take right hands, then go over and flip into the  
2. place, change places again : Do thus to the left.

Sides all : That again :

First cu. cross over between the second cu. cross over again between  
them, cast off all four and come to your places : The rest doing the  
like Change :

Arms all : That again :

First cu. fall down into the 2. place on the outside, back again to your  
places, take both hands, flip down between them, turn S. : This  
Change to the left :

Duke of Lorrain's March.

Longways for as many as will.



Lead up all and fall back, that again : Set to your own and fall back, then arms with your own :

The 1. man and 2. wo. walk round their own and stand before them, then go on the Hey till the 1. wo. and 2. man meet each other, then give right hands to each other, and left hands to your own, the 1. cu. being in the 2. cu. place, and the 2. cu. in the 1. cu. place, then take hands all four and go round. Do this to all, the rest following :


The two first men take hands and go to the wall, and their we. follow them and fall back betwixt them, then take hands and fall back, and the 1. and 2. man give hands behind them and go half round, the 1. cu. being in the 2. cu. place, and the 2. cu. in the 1. cu. place, then arms with your own. Do this to all, the rest following :

The two first we. lead to the wall, and their men follow them and fall betwixt them, then the 1. and 2. wo. lead their men round into their own places, the 1. man and 2. wo. change places, and the 1. wo. and 2. man change places, then take hands all four and go half round, and the 1. cu. cast off into the 2. cu. place. Do this to all, the rest following.



The Slip.

Longways for as many as will.



Honour to the Presence . Honour to your own :

The two first men hands, and the two first we. hands, and fall back from each other, men and we. open, close again, and change places each with his own . Fall back again, open, close, and change places as before .

First man lead his wo. down half way, and honour to her . Lead her to the bottom, and honour to her .

Then take hands with the last man, his wo. taking hands with the last wo. fall back from each other, open, close, and change places as before, the four uppermost doing the like at the same time . That again as at the first .

Second man lead down his wo. as before .

That as before, the rest following in order.

Tom Tinker.

Longways for as many as will.




Lead up up all a D. change places with your we. keeping them still in your hand, faces downward. Lead down a D. change places as before, facing to the Presence.

First man slip down before the 2. man, then the 1. wo. slip down between the 2. wo. the 1. cu. turn off round into the 2. place, and the 2. cu. into the 1. place. The 2. cu. do as much to their places.

First man march towards the wall, his wo. following him, while the 2. wo. marches towards the other wall, the man following her, 1. man take his wo. in his right hand, facing to the Presence falls back a D. while the 2. man takes his wo. in his left hand, facing downward falls back a D. Now the 1. cu. being in the 2. place, and the 2. cu. in the 1. place, meet and pass through, the 1. man cast off to the left hand and fall into the 2. place of the two, side his wo. following him, while the 2. wo. casts off and falls into the 1. place, her man following her.

First man and 2. wo. cross over, the 1. man going about the 2. man to his place, and the 2. wo. about the 1. wo. First man and 2. wo. take both hands, the 1. wo. come in between your arms, the 2. man as much, kiss and arm each with his own, the 1. cu. in the 2. place, and the 2. cu. in the 1. place.

## The Gossips Frolick.

*Longways for as many as will.*

Lead up all and fall back  $\therefore$  Turn round S. back again, set to your own and fall back, arms with your own.

The 1. cu. cast off into the 2. cu. place, and the 2. cu. slip' up and change places with his own, the first man and second wo. and the first wo. and second man meet, set, then set to your own, the first cu. lead up betwixt the second cu. and change places with his own; the first and second men, and the first and second wo. change places, then change with your own. Do this to all, the rest following.

The first and second cu. meet and fall back, turn round S. turn back again, walk round all four till the first man comes into the second man's place, then take the second wo. by both hands and turn her quite round, while the first wo. goes into the second wo. place, and the first man into the second man's place. Do this to all, the rest following.

The first co. man change places with his wo. the 1. man go on the outside of the 2. wo. and stand before her, and the 1. wo. go on the outside of the 2. man and stand before him, the 1. man set to his wo. whilst the 2. man and 2. wo. walk to the wall, then meet the co. the 1. man lead up his wo. and change places, and cast off into the 2. co. place, whilst the 2. cu. lead up. Do this to all, the rest following.

## The Devil's Dream.

*Longways for as many as will.*


Lead up all and fall back : That again : Set to your own and fall back : That again :

The 1. cu. take hands and meet the 2. cu. and the 1. man take hands with the 2. man, and the 1. wo. with the 2. wo. and fall back from your own : Two first men meet their we. and change places with them :

The 1. man change places with the 2. wo. : And the 1. wo. with the 2. man : And turn S. Do this to all, the rest following :

The 1. man take hands with the 2. man, and the 1. wo. with the 2. wo. the 1. man pull up the 2. man, and the 2. wo. put back the 1. wo. then the 1. wo. fall back against the 2. man's back : Then the first man put back the second man on the co. side, and the second wo. put back the first wo. on the co. side, and fall back : Then the two men and two wo. change places and fall back : Then meet your own from each other, and change places Do this to all the rest :

The 1. cu. meet the 2. cu. and take hands, and fall back on the outside of them : Then lead up all abreast and fall back : Then take hands round all four and go half round : Then meet your own and change places : The rest doing the like :

Punk's Delight, [*The New way*]. *Longways for as many as will.*

Lead up all a D. forward and back, that again. Set, that again .

First man cross over, and taking the 2. wo. by both hands, turn her half about with her back inward, then put her back into the 2. place, while your we. do the like with the 2. man into the 1. place, slip through each other, hands all four round, then the 1. cu. arms into the 2. place, whilst the 2. cu. arms in the 1. place.

First man going on the outside, and his wo. on the inside, the 2. wo. meet behind her, then the 1. man going on the inside, and his wo. on the outside, the 2. man meet behind him, then the 1. cu. and the 2. man right hands across and go round, then the 1. cu. and 2. wo. right hands across and go round, the 1. cu. falling into the 2. place.

First man go on the outside the 1. wo. the 2. man following him, the 1. man go through between the 1. and 2. we. and march to the wall, the two we. take hands and follow him, the 2. man behind them, then facing back follow the other man to other wall, then meet, cast off to the right, your own wo. following you, and stay the men in the we. places and the we. in their men's by the right hands, we. doing the like; each change with his own by the left hand .

*Lady Cullen.**Longways for as many as will.*

Lead up all a D. and back — That again :

Set and turn S. — That again :

First cu. cros over, and fall on the outside into the 2. place, and change places —. The first four hands all abreast, and lead up to the Prefence, and fall back :

Right hands a cros and go round all four —  
Left hands acros and go round, back again :

First cu. cast off, and fall into the 2. place, slip between the 2. cu. the 1. man standing before the 2. man, and the 1. wo. before the 2. wo. —. The 2. cu. cast off, and fall between the 1. stand as before :

The 2. cu. take both hands and slip up, whilst the 1. cu. take both hands and slip down, holding hands still, both cu. slip together — Set and turn S. :

First cu. cros over and fall on the out side in the second place —. The first four hands abreast and lead up to the Prefence, and back again :

Each face to his own and clap your hands, we. arms whilst the men arms —. Arms each other with his own, the 1. cu. in the 2. place, and the 2. cu. in the 1. place :


( 75 )

Amaryllis

Longways for as many as will.

⊙⊙⊙⊙

)))




Lead up, and back, that again : Then set to your own wo. fall back, and turn her about :

Cross over with your own wo. into the 2. place, the 2. cu. leading up between, the 2. cu. doing as much : The 1. man cross over with the 2. wo. the 1. wo. cross over with the 2. man, then take all hands and go quite round : Do this to the last.

The 2. cu. lead up and slide out from your own, fall back and slide in : The 1. man takes his wo. by the right hand and leads her into the 2. place, then cast off into their own places and meet, then cast off into the 2. place. Do this to the last :

## Black Jack.

*Longways for as many as will.*

Lead up all, and down : That again ; Set to your own, and fall back : That again.

The first man casts off and goes round, the 2. man and 2. wo. follows him into their own places, the 1. wo. and 2. man does as much : The 1. cu. leads down the middle and back again, then casts off into the 2. place and foots it : Do this to the left.

The 1. man take his wo. in his left hand, and the 2. wo. in his right, and lead to the wall and back, then turn about and take the 2. man and lead to the wall and back : Take all hands and go half round and foot it, go back again, the 1. cu. cast off into the 2. place : Do this to the left.

The 1. cu. cast off into the 2. place, take hands and lead up all abreast and back : The 1. cu. being in the 2. place, take hands and turn, the other cu. set the men, then they turn, and the other set : Do this to the left.



( 77 )

Cavyliffy Man.

*Longways for as many as will.*



The first cu. lead up, and the second cu. lead down, turn about and lead, the first cu. cast off into the 2. place. Do this to the left.

The first cu. take hands and change places, the 1. man and 2. wo. take hands, and the 1. wo. and 2. man take hands and change places, then take hands with your own and change places. Do this to the left.

The first man cast off, his wo. following him into the 2. place, so going the Figure of 8, the wo. casts off, and does as much. Do this to the left.

Wallingford-House.

Longways for as many as will.



The first man goes round his own wo. the second wo. follows him, then fall into their own places, the first wo. and second man do as much : The first man and second wo. cross over and turn S. then take all hands, go a quarter round and turn all S. then the other cu. cross over and turn S. then take all hands and go round till you come to your own places, and then cast off to the second place. Do this to the last :

The first cu. lead up, the second cu. lead down, back again : That again. The two men go between their own we. and go round them into their own places, then take all hands, go half round and turn all S. the we. do as much round the men, then take all hands and go half round, then the first cu. cast off. Do this to the last :

Jamaica

Longways for as many as will.



The first man take his wo. by the right hand, then by the left, and so holding hands change places, then do the same to the 2. wo. the 1. wo. and 2. man do the same : Then fall back from your own, the 1. cu. being in the 2. cu. place, go the Figure of 8 : Do this to the left.

This 1. man take hands with the 2. wo. and turn her round, the 1. wo. and 2. man do as much : Then the two men take hands, and the two wo. take hands, and turn once and an half, then turn your own : Do this to the left.

Mulberry-Garden.

*Longways for as many as will.*



Lead up all, and back, that again : Fall all back, meet, fall back again, then every man turn his own wo.

Go back to back with your own wo. the 2. cu. doing the same, then the two men and two wc. go back to back : Then take all hands and go half round, then change with your own wo. the 2. cu. being in the first place, foot it and cast off, the other leading up, then they foot it and cast off : Do this to the left.

( 81 )

*Singleton's Slip.*


*Longways for as many as will.*



Lead up all, the 1. man change places with the 2. man and lead out, then lead in, the 1. wo. doing the same. Then the men and we. fall back, then meet and foot it, then the 2. cu. being in the 1. place cast off, then fall back and foot it as before, and cast off. Do this to the last.

Morison's Jigg.

Longways for as many as will.



Lead up all a D. and back :  
That again :


The first man crofs over with his own wo. and turn S. Then the 2. wo. and 2. man crofs over and turn S. Then the 1. man crofs with the 2. wo. and the 2. man with the 1. wo. then take all hands and go half round, then crofs over as before And then fet to your own and change places. Do this to the laft :

Sides all : That again :  
Arms all : That again :

The 1. man crofs over with his own wo. in the 2. place, 1. man take hands with the 2. wo. and the 1. wo with the 2. man, then meet and fall back, then the 2. man and wo. crofs over, then take all hands and lead up all abreast and fall back, the 1. cu. being in the middle fet to one another, the other man and wo. fet towards the wall, then fet about, then right and left, then fet as before. Do this to the laft :

Northern Nancy.

*Longways for as many as will.*



Lead up all forward and back, the 1. man and 2. wo. go back to back and fall into their own places, the 1. wo. and 2. man do as much. The 2. man take hands and turn once and an half, and the 2. wo. as much at the same time, then turn your own. Do this to the left.

The 1. man and wo. cross over into the 2. place, then cross over into the 3. place. Then lead up the middle to the top and cast off into the second place, then take hands and turn round. Do this Change to the left.

## The Irish Trot.

*Longways for as many as will.*

Lead up all a D. and back, set and turn S. — Lead down all a D. and back, set and turn S. — The 1 man take his wo. with his right hand, then with his left, and so holding hands across change places, fall back from each other, meet again, fall back, then arms with your wo. and stay in your places, the man on the wo. side, and the wo. on the man's — Hands in like manner with the 2. wo. changing places with her on the right hand, while the wo. do the like with the 2. man, holding him in her left hand, both cu. fall back from each other, meet again, fall back, arms with your own, and so forward to the rest, who following does the like.

Take your own wo. in your right hand, and the 2. wo. on your left, meet the 2. man, fall back, each man honour to his own wo. then to each other's wo. take them by the right hands, then your own by the left, the 1. cu. into the 2. place, and the 2. cu. into the 1. place — The rest following —

Lead up all a D. and back, cast off all and meet, the 1. cu. below and the last cu. above, take your wo. in your left hand, and lead them all to the left round about the same places. Lead down all a D. and back, cast off, and meet in your own places as at the first, take your wo. in your right hands, and lead them round about on the right hand to your places —



The Witches.

*Longways for as many as will.*



Honour to the Prefence. Lead up all forward and back . That again : The two first men take hands, the two first we. do the same, and put back till the men fall into the we. places, then right hands to the man, and left to their own wo. then the first man and second wo. clap first their own hands, then each others at the same time; the 2. wo. and 1. man cast off till you fall in each other's places, then all round in a ring, then the 2. man and 1. wo. cast off while the other clap and round again in a ring, and then the like to the rest .

---

White-hall.

*Longways for as many as will.*

Honour to the preference. Lead up forward and back. That again. Cast off, first man and wo. lead up 2. cu. in their places, then cast off 2. cu. into your own places, then men take hands, and likewise we. and fall back, then the 1. cu. cast off, and 2. cu. lead up as before, then cross over men and we. in each other's places, then men and likewise we. go back to back, then men and also we. go right hands a whole turn, and left hands a turn with your own: *which is the first part.*

---

The 1. cu. lead down and walk round the 2. cu. into their own places, then cross right over and stand in the 2. cu. places, the 2. cu. moving up a little, then the 2. cu. go the Figure of 8, then both men take their own we. by both hands, the 1. man put his wo. back, and the 2. man pull his wo. to him, till both men and we. fall into their own places then men and we. fall back, then the 1. wo. cross over to the 2. man, then presently the 1. man go behind the 1. wo. and turn, the 2. wo. turning both together, set to your own, then right hands round, and so to the rest.

The Opera, or The Ape's Dance. *Longways for as many as will.*

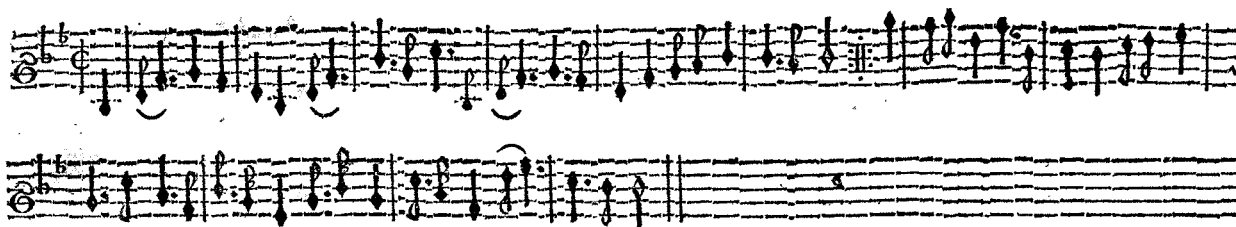


Honour to the Prefence. Lead up all forward and back • That again :

First man and 2. wo. change places, then 1. man and 2. wo. and 1. wo. and 2. man, take hands and walk round till you have just changed places, then fall back, then all four cross over in each other's places, then take hands and do the same thing again, and at the second crossing the men take hands with your own and put back, then right hands to your own, and left to the other wo. then 1. man go down behind the 2. wo. and the 1. wo. in the middle, the man up in the middle, and the wo. up behind the man, then set to each other and cast off: So to the bottom.

The Kings Jigg.

*Longways for as many as will.*



Honour to the Prefence, then to your own. Lead up forward and back: that again.

then the 1. cu. lead up, and the 2. cu. lead down, and turn about and meet, and go back to back with your own we. then the two men lead up to the wall, and the two we. lead also to the wall: then back again, and the two men turn back to back, the two we. doing the same, then the 2. cu. standing still, the 1. cu. cross over and go round the 2. cu. to the end; the other do this also to the end.

Newmarket.

Longways for as many as will.



Honour to the Presence. Lead up all forward and back. That again. First man and wo. change places, then 1. and 2. cu. lead and meet each other, then the 1. man take the 2. wo. and the 2. man the 1. wo. and lead to the wall, meet again, then fall back from each other, then round in a ring just half way, then right hands with your own, and left to the other wo. go right hand and left twice over, and so to the bottom.

The Second Part.



First cu. change places, then 1. man take the 2. wo. by both hands, and 2. man the 1. wo. and turn them till one place comes up the Room and the other down, fall back, meet all together, then fall and clap, then all four once round in a ring, and so to the bottom.

( 90 )

Duke of York's Delight.

Longways for as many as will.



Honour to the Prefence, then to your we. Lead up forward and back, that again.

The 1. cu. cast off into the 2. cu. places, then turn your own half a turn, the 2. cu. standing still, then the 1. man go round the 2. man, and the 1. wo. round the 2. wo. Do this to the end.

Then the 1. and 2. cu. go all round in a ring half way, then each man turn his own wo. half way, the 2. cu. being in the 1. cu. place, and the 1. cu. in the 2. cu. place, the uppermost cu. cast off, and the other cu. following them till you come as you were. Do this to the lowermost.

Mr. Staggs's Jigg.

Longways for as many as will.



Honour to the Prefence. then to your wo. Lead up forward and back, that again.

---

The 1. man cast off into the 2. man's place, and turn the 3. man once round, then stand still in the 2. place till his wo. do the like on her side, then cast off into the 1. place, the 1. and 2. man go round each other back to back, their two wo. do the same, then back to back with your own wo. and cast off into the 2. place. Do this over to the end.

The Cobler's Jigg.

*Longways for as many as will.*



Honour to the Prefence, then to your own. Lead up forward and back, that again.

The first man sides with his own wo. then on the other side of his own wo. then change places with your own wo. and act the Cobler, then change places with your own wo. again, then cross over with your own wo. and act the Cobler again, and then turn half round; then the 1. man do the same to the 2. wo. and the 1. wo. to the 2. man. Do this till you come to your own places again.



## No-body's Jigg.

*Longways for as many as will.*

Honour to the preference, then to your we. Lead up all forward and back, that again.

Then the two 1. cu. fall back, and all four meet and turn hands backward half round, fall back again, and meet and turn as before. *This ends the first Strain of the Tune played twice over.*

The 1. cu. cross over and meet below the 2. cu. while the 2. cu. leads up in the middle, then the 1. cu. cross over and meet above in their own places, while the 2. cu. leads down into theirs; the 1. cu. lead down below the 2. cu. while the 2. cu. cast up into the 1. cu. place. *This ends the second Strain played once.*

The 2. cu. being now foremost, they cross over and meet below the 1. cu. while the 1. cu. leads up, the 2. cu. cross over and meet above while the 1. cu. leads down, then each cu. set to one another. *This ends the second Strain played twice.*

*Parsons upon Dorothy.*

*Longways for as many as will.*



Honour to the Prefence, then to your own. Lead all forward and and back, that again.

The 1. man sides with his own wo then on the outside, 1. man and wo. and turn S. half round and back again, turn half round as before, and back again, then take your own wo. by the right hand and turn her once round, then by the left hand and turn her once round again; then the 1. man goes to the 2. wo and the 1. wo. to the 2. man, and so go on till you come to your own places again. Do this to the end.

Under the Greenwood Tree.

*Longways for as many as will.*




Honour to the Prefence, then to your wo. Lead up all forward and back, that again.

The 1. man fides with his own. wo. then with the co. and back again, then the 1. man and 1. wo. go round each other and back to back, then take your own wo. by the right hand and turn her once round, then by the left hand and turn her again, and so on to the next wo. while your own wo. takes the next man, and so turn round till you come to your own places again.

Sawmy was tall.

Longways for as many as will.




Honour to the Prefence, then to your wo. Lead up forward and back.

Then the 1. cu. change places and go back to back, then cross over and meet below the 2. cu. and set to one another. *This ends the first Strain of the Tune played twice over.*

The 1. cu. go the Figure of 8 round the cu. above them and set to one another, then the man turn both hands with the wo. next above him once round, and his wo. do the like with the man next below her. *This ends the last Strain played once.*

Then the 1. cu. go the Figure of 8 round the cu. below them, then meet and turn both hands once and an half round. *This ends the last Strain played twice.*

Westmorland.

*Longsway for as many as will.*

First man and 2. wo. take right hands and turn half round, while the 2. wo. pas round, the 1. wo. into her place, the 1. man also go round the 2. man and pas into his place, then 1. man and 2. wo. take left hands and turn half round into their own places again, and the 2. man and 1. wo. do the like. *This to the first Strain played twice.*

The 1. man cast off on the outside of the 2. man, and come up round the 1. wo. into the 2. wo. place, while the 2. wo. casts up and goes above the 1. wo. and below the 2. man into the 1. man's place, then the 2. we. change sides, and the two men also change sides at the same time, then the 1. wo. and 2. man do the same as the other did. *This to the second Strain played twice.*

Well-hall.

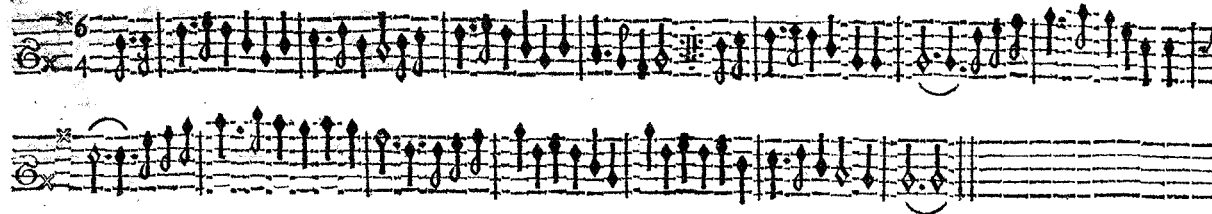
*Longways for as many as will.*



Honour to the Prefence, then to your we. Lead up all forward and back, that again.

The 1. man turns his own wo. once and an half, and goes into the 2. Place and cros over, and the 2. man and wo. being in the 1. place does the same, then the 1. man and 2. wo. change places, and the 1. wo. and 2. man do the same, then hands all together and go half round into your own places and turn S. then the 1. wo. and 2. man cros over, and the 1. man and 2. wo. do the same, then all take hands and go half round into their own places, then the 1. cu. cast off into the 2. place; and so on to the end.

## Valentine's-Day.

*Longways for as many as will.*

Honour to the Prefence, then to your we. Lead up all forward and back, that again.

First cu. lead up, and the 2. cu. lead down, then change hands and meet, then the two men take hands, and likewise the two we. take hands, and lead to the wall and back again, then the 1. man and 2. wo. change places, and then stand still till the 1. wo. and 2. man do the like, then the two men take hands, and also the two we. take hands, and fall back from each other, then meet and cross over with your own wo. then the 1. man and 2. wo. meet and turn back to back, and then stand still till the 1. wo. and 2. men do the same, then all four clap hands and turn S. and take hands in a ring and go quite round. Do the same over again to the last.

The Bore, or Sweet William.

Longways for as many as will.



Honour to the Prefence. Lead up all a D. forward and back, that again.

The 1. cu. turn both hands once round, then cast off and meet below, while the 2. cu. lead up and turn S. first cu. clap hands right and left and cast off into their own places, while the 2 cu. lead down and turn S. at the same time. *This ends the first Strain played once.*

The 1. cu. cross over and meet below, while the 2. cu. turns right hands once round, then all four clap right hands, and then left, with your co. we. then all four take hands and go half round, then part, holding the co. wo. by the hand, going 2 or 3 steps back, all four set to your own we. then 1. cu. cast off into the 2. place, while the 2. cu. turns up in the middle half round into their own places. *This ends the second Strain.*



( 101 )

Young *Jemmy*:

*Longways for as many as will.*



Honour to the Prefence, then to your we. Lead up all forward and back, that again.

The 1. man take his own wo. by the left hand and cast off into the 2. cu. place, the man being on the wo. side, and the wo. on the man's, then the 1. man take the 2. wo. by the hand and lead her betwixt the other two, each casting off round, then into their own places, they standing still while the other two do over the same. *This ends the first Strain played twice.*

Then the men give their right hands to their own we. then their left to the next we. turning them off the second time, then each man set to his own and change places, then are you as you were at first; then the 1. man change places with the 2. wo. standing back to back at a little distance, then the 1. wo. and 2. man do the same, then all four clap hands, and then take hands and go round in a ring, then back to back half, and turn your own half a turn, and so on to the end. *This ends the last Strain played twice.*

Bouzer-Castle

*Longways for as many as will.*



Honour to the Prefence, then to your we. Lead up all forward and back, that again.


Then the 1. man cast off into the 2. wo. place, and 2. wo. into the 1. man's place, and the 2. man do the same into the 1. wo. place, then the 1. cu. being in the 2. cu. place go the Figure of 8, and the 2. cu. being in the 1. cu. place do the same, then hands round and turn S.

Then the we. take right hands, and the men right hands, and change places, then change places with your own, the 2. cu. being in the 1. cu. place cast off, the other lead up in the middle, and cast off into the 2. cu. place and meet, then cast off into their own places again, and so lead down into the 2. place. Do this to the end.

( 103 )

Bore la Baïs

*Longways for as many as will.*



Honour to the presence, then to your we. Lead up all forward and back, that again.

First cu. cast off into the 2. cu. place, and then cross over and go into the 3. cu. place, then go the Figure of 8, with the 3. cu. and then with the 2. cu. then the 1. cu. being in the 2. cu. place take hands, and lead up all abreast to the Presence, then the 1. cu. being in the middle. change places and cast off into the 2. cu. place. Do this to the last.

*Christ-Church Bells in Oxon.*

*Longways for as many as will.*



Honour to the Prefence, then to your we. Lead up all forward and back, that again.

---

First man turns right hands with the second wo. once round, and left hands with his own wo. once round. *This ends the first Strain of the Tune.*

---

Second man turns left hands with the first wo. once round, and right hands with his own wo. once round. *This ends the second Strain.*

---

All four take hands and go once round, then each cu. clap right and left hands, then the 1. cu. cast off into the 2. cu. places, while the 2. cu. leads up. *This ends the third Strain.*

## The Mermaid:

*Longways for as many as will.*

Honour to the Prefence, then to your we. Lead up all forward and back, that again.

The 1. cu. give right hands to one another, then their left to the 2. cu. and fall back, then face to face, then back to back with your own we. then the two we. cast off into their own men's places, and the men follow them, making no stop till they come into their own places, then the two men back to back, and the two we. back to back, the two men put their right hands across and turn the we. till you come into your own places and turn S. then the 1. cu. cast off into the 2. cu. places, then into their own, and go the Figure of 8, then the men take right hands, and the we. right hands at the same time, and turn round into the 2. cu. places, then turn your own with your left hand, and so on till you come into your own places.

Hey-boys' up go we.

*Longways for as many as will.*




Honour to the Prefence, then to your we. Lead up forward and back, that again.

The 1. man take his own wo. and the 2. wo. by their hands, and go round till they come into their own places, the 2. man standing still, then the 1. man and wo. with the 2. man do the same, the 2. wo. standing still, then fall back and turn S. then the two men back to back, and the two we. back to back at the same time, then the 1. cu. clap hands and cast off, the twomen clap hands on their side, and the two we. clap hands on the other side; and so on to the next.

*Smith's Rant.*

*Longways for as many as will.*



Honour to the Prefence, then to your wo. Lead up all forward and back, that again.

First, sides with your own wo. then on the other side, then both clap hands and make a pass at each other and turn S. then turn your own wo. once and an half, and so on to the next till you come to your own places.

Then the 1. man takes his own wo. by the right hand, holding it up till the 2. wo. passeth under, then face about while the 2. wo. goes back again, then they three clap hands and make a pass all together, and all three turn S. then take hands and do the same to the 2. man; and so to the end.

Hedge-Lane.

*Longways for as many as will.*



Honour to the Prefence, then to your we. Lead up forward and back, that again.

The two first cu. fall back, then the 1. cu. cast off round into the middle while the 2. cu. leads up through the middle and comes to the out-side, then all four being abreast lead down and back again, then the 2. cu. lead down between the 1. cu. and cast off into their places, then both men cross over into the we. places, and the we. into the men's. *This over again.*


First man turn right hand with the 2. wo. once round, then 2. man turn left with the 1. wo. once round.

First cu. turn both hands once round, and so down into the 2. cu. place, while the 2. cu. cast up into the 1. cu. place.



Love lies a bleeding.

Longways for as many as will.



Honour to the Prefence, then to your we. Lead up all forward and back, that again.

The 1. man and wo. cast off into the 2. cu. place and meet, then go round each other back to back, and cast off into your places; then do the same over again. *This to the first Strain of the Tune.*

Then the two men clap hands with each other, and the two we with each other, and then with your wo. then the 1. cu. cast off into the 2. cu. places and clap hands as before, then turn your own wo. once round; and so to the end. *This to the second Strain.*

Never love thee more.

*Longways for as many as will.*



Honour to the Prefence, then to your we. Lead up all forward and back, that again.

The first man back to back on the right hand of his wo. and back to back on the left hand of his wo. to their own places, then crofs over the 2. cu. and the Hey through the 2. cu.

Then hands half round and fall back all four, then side over to one another's places, then right hands being acrofs go half round, then left hands being given acrofs go half round.

( III )

*Jack's Health.*

*Longways for as many as will.*



Honour to the Prefence, then to your we. Lead up all forward and back, that again.

The 1. cu. cros over with the 2. cu. and back to back, the 1. man being on the 1. wo. side, then the 1. man back to back with the 2. wo. and 1. wo. back to back with the 2. man, the 1. man leading the 2. wo. to the Prefence, and the 1. wo. with the 2. man lead down at the same time, then all four face together, then hands right and left to the end.

Old Simon the King.


Longways for as many as will.



Honour to the presence, then to your we. Lead up all forward and back, that again.

First man being on his wo. side lead the 2. wo. sideway, then the 1. wo. with the 2. man lead to the other side at the same time, then all face, then 1. cu. cast off, and 2. cu. fall into the 1. cu. places, then 1. cu. lead downward, and 2. cu. lead to the Presence at the same time, then 1. cu. fall into their own places, and 2. cu. cast off to their own places at the same time, then 1. man back to back with the 2. wo. and 1. wo. and 2. man back to back at the same time, then 1. man give right hand to the 2. wo. and left to his own wo. then 1. wo. give right hand to the 2. man, and right and left with her own, then the Hey through the 2. cu. which brings him on his wo. side again.

## Green Sleeves, and Pudding-Pies.

*Longways for as many as will.*

First cu. change places and side with the 2. cu. and turn each other, then 2. cu. side, and turn again into their places, then each cu. cross over and change places, and go the Figure of 8, then 1. man fall back and turn his own, the rest doing the same. *This to the first Strain of the Tune.*

First man set to the 2. wo. and go back to back, and 2. man set to the 1. wo. and go back to back, then all four take hands and go half round and fall back, then cross over with your own, while the 2. cu. slip up and take hands and turn down between the 2. cu. and so lead down between the 3. cu. and cast up and turn your own; The other cu. do the same. *This to the second Strain.*

Sion House.

Longways for as many as will.



First man and first wo. and 2. man and 2. wo. take hands, and go half round and turn S. while the 1. wo. cross over with the 2. man, then all four take hands and go half round, and the 2. wo. cross over with the 1. man; The other cu. do the like. *This to the first Strain.*

The two we. being now in the men's places, stand still while the two men lead between them round into their own places, then each take hands with their own, and turn till the we. come into their own places again, then the two we. take hands and lead betwixt the two men, and go round into their own places again, then the 1. cu. being now in the 2. cu. place, go the half Figure, till they come into the 2. cu. place. *This to the second Strain played twice.*

Excuse me.

*Longways for as many as will.*

First man and first wo. cross over and pass into the 2. cu. place, then take hands and turn round till the 1. man is in the 2. man's place, and the 1 wo. in the 2. wo. place, then the 2. cu. do this over as the 1. cu. did, the rest doing the same. *This is the first Strain played twice.*

Then the 1. man and 2. wo. meet and fall back, and turn S. and the 1. wo. and 2. man meet and fall back, and turn S. *This is the second Strain played twice.*

Then the 1. cu. cast off and go down on the outside of the 2. cu. and go the whole Figure, till the 1. wo. comes into the 2. wo. place, and the 1. man into the 2. man's place, then 2. cu. cast off and go the whole Figure of 8 between the 1. cu. till they come into the 3. cu. place, and slip up in the middle till they come to their own places again, the rest do the like. *This is the third Strain played twice.*

## The Rummer.

*Longways for as many as will.*


The 1. cu. cast off and go down below the 3. cu. then lead up again in the middle and flip into the 2. cu. place, while the 2. cu. flips into the 1. cu. place.

Then 1. and 2. cu. go back to back with their own, and take right and left hands all four with their own and go round, till the 1. cu. come in the 2. cu. place, and the 2. cu. in the 1. cu. place, then 1. and 2. cu. go back to back with their own, and then take right and left hands with their own, and go quite round till they come into the 2. cu. place. The rest do the like.



## Miller's Jigg.

Longways for as many as will.



First cu. take hands, and 2. cu. take hands, then 1. cu. change into the 2. cu. place, and 2. cu. into the 1. cu. place, then back to back with your own, and come to your places; The rest do the same. *This to the first Strain of the Tune once over.*

The 1. and 2. cu. take right hands across and go half round, then take left hands across and go half round, and so back to back into their own places, then 1. cu. cast off into the 2. cu. place, then all four take hands and go half round, then each man cross over with his own wo. and so into their own places again; The other cu. do the same. *This to the second Strain of the Tune.*

## Dragoons March.

*Longways for as many as will.*

Honour to the Prefence, then to your we. Lead up all forward and back, that again.

Then the 1. cu. cros over round below the 2. cu. and cros over again round below the 3. cu. then lead up through the middle into their own places, then cast off below the 2. cu. and turn hands oncc round. *This to the first Strain played twice.*

Then lead down and cast up again to the 2. place, and turn both hands once round, then lead up, and cast down again into the same place, and turn both hands once round. *This to the second Strain played twice.*

Country Abigail.

Longways for as many as will.



First man and 2. wo. cast off and go below the 2. cu. then cross over below the 3. cu. and lead up again in the middle, and then cast off into the 2. cu. place, then the 2. man and 1. wo. being together take hands and fall back, while the 1. man and 2. wo. cross over and turn their own, then the two wo. cross over, and the two men cross over, and all four clap hands, then take hands and go quite round and cast off; The rest do the same Figure over.

The New Bath.

Longways for as many as will.



First man take the 2. man by the right hand, and turn round into their places again, then 1. wo. take the 2. wo. by the right hand, and turn round into their places again. *This to the first Strain of the Tune.*

The 1. man cross over into the 2. wo. place, and 2. man into the 1. wo. place, then all four meet and clap hands, and turn quite round, then 1. wo. cross over into the 2. man's place, and 2. wo. into the 1. man's place, and meet, then all four clap hands and turn quite round; The other cu. do the same over again. *This to the second Strain.*

Hap hazard

Longways for as many as will.



First man and first wo. cross over and go into the 2. cu. place, and the 2. man and 2. wo. cross over and go into the 1. cu. place, then 1. man cross over into the 2. wo. place, and 1. wo. into the 2. man's place, then all four take hands and go round till they come into their own places again, the rest following and doing the same over again. *This to the Tune twice over.*

Then 1. cu. cast off into the 2. cu. place, and 2 cu. into the 1. cu. place, and back to back with their own, then right and left hands with your own, and go round till you come into your places; The other Couples do over the same. *This to the Tune twice over.*

( 122 )

Prince George.

*Longways for as many as will.*




First man set to his own wo. and then take hands with the 2. man and turn round into his place, while the 1. and 2. wo. does the like, then the 1. cu. cross over into the 2. cu. place, then all four take hands and lead up abreast, then the 1. man cross over and go below the 2. man, while the 1. wo. goes below the 2. wo. and clap hands, then all four hands and go quite round. The other Couples do the same.

( 123 )

The Granadiers March.

Longways for as many as will.



First cu. set to each other, then 1. wo. go down the inside of the 2. wo. and come round into her place, and the 1. man go on the outside of the 2. man, and come up in the middle into his place at the same time, then the 1. man and 1. wo. set to each other, and the 1. wo. go down on the outside of the 2. wo. and come up in the middle to her own place, while the 1. man goes down the inside of the 2. man, and comes round him into his own place again. *This to the first Strain played twice.*

Then 1. man and 1. wo. cross over and go the whole Figure of 8, and come below the 2. cu. and take hands and turn their own, then lead down through the 3. cu. and cast up again into their places and turn their own, the rest following and doing the same. *This to the second Strain twice.*

( 124 )

Arcadia.

*Longways for as many as will.*

○○○○  
))))



The 1. man stand in the wo. place, and the wo. in the man's, then 1. man flip down in the middle into the 2. wo. place, and 1. wo. into the 2. man's place, then 1. man and 2. wo. clap hands, while the 2. man and 1. wo. clap hands, and cross over and change places, then 2. man and 1. wo. clap hands, while the 1. man and 2. wo. clap hands at the same time, then 2. wo. change places with the 1. wo. and each clap hands with their own, while the two men cross over and take right and left hands quite round with your own, then lead through the middle, and cast off into the 2. cu. place; the rest doing the same Figure.



( 125 )

Pell-mell.


*Longways for as many as will.*

⊙⊙⊙⊙  
)))))



First man cast off and come below the 2. man, while the 1. wo. flips down below the 2. man and comes round into the middle, then all four turn S. and the 2. man and 2. wo. go back to back, then 1. man take the 1. wo. by the right hand and turn once round, while the 1. wo. takes the 2. man by the right hand and turns once round; then the other cu. do the same.

The 1. man take the 1. wo. by the right hand and turn once round into the 2. cu. place, then lead up between the 2. man and 2. wo. and go the half Figure into their own places again, the other cu. doing the same again.


*Johnny, Cock thy Beaver.**Longways for as many as will.*

First man and 2. wo. take left hands and turn quite round into their places again, and the 2. wo. cast-up above the 1. wo. and go round below the 2. man, while the 2. man slips up into the 1. man's place, and the 1. man at the same time casts off into the 2. man's place, and 2. wo. cast up into the 1. wo. place, while the 1. wo. slips into the 2. wo. place; The other cu. do the same Figure over. *This to the first Strain twice.*

First and 2. men lead between the 1. and 2. we. and go the Figure, which brings the 1. man into the 2. man's place, and the 2. man into the 1. man's place; then each cu. as they now stand change places with their own, and the two we. being now on the men's side, lead through the two men and go the Figure, and each cu. take hands and turn their own till they come into their places again; The other cu. do the same Figure over. *This to the second Strain twice.*

Black and Grey.

*Longways for as many as will.*



The 1. and 2. cu. take hands and go quite round and cast off, then the 2. and 3. cu. take hands and go quite round and cast off, the 1. cu. being now in the 3. cu. place, the 1. man turn the 3. wo. and the 1. wo. turn the 3. man with the right hand at the same time, and then each turn their own with the left, then the 1. man turn the 2. wo. and the 1. wo. turn the 2. man with the right hand, and then turn their own with the left, till they are in their places.

---

Hey ho, my Honey.

Longways for as many as will.



Three staves of musical notation in 6/8 time, featuring a key signature of one flat (B-flat). The notation includes various note values, rests, and dynamic markings such as 'mf' and 'f'. The first staff begins with a treble clef and a 6/8 time signature. The second and third staves continue the melody and accompaniment.

First man cast off below the 2. man, and 1. wo. do the like and stand between the 2. man and 2. wo. then all three take hands and lead up abreast and set to the 1. man. then the 1. man go round the 2. man, and the 1. wo. go round the 2. wo. while the 1. wo. stands in the middle, then all three meet and set to the 1. man, then 1. man and 1. wo. cast off into the 2. cu. place; The other cu. do over the like.

## Short's Garden:

Longways for as many as will.



First man stand on the wo. side, and the wo. on the man's, then the 1. man cast off and go on the outside of the 2. wo. while the 1. wo. goes down the inside of the 2. wo. and the 2. cu. slip up into the 1. cu. place, then the 1. wo. go up on the outside of the 2. man, and the 1. man on the outside of the 2. wo. into their own places. *This to the first Strain played twice.*

The 1. man stand in the 1. wo. place, then the 1. man and 2. wo. cross and go the Figure between the 1. wo. and 2. man till they come to their places again, then the 1. man and wo. take hands and change into the 2. wo. place while the other two do over the same, then each cu. change over with his own, and the 1. man and 1. wo. cast off into the 2. cu. place, while the 2. man goes below the 1. man, and go the Figure between the 2. wo. and 1. man into their own places again, then the man set to the 1. wo. and jogg with his right elbow and foot, then with his left elbow and foot, and change places; The other cu. do the like Figure over. *This to the second Strain played twice.*

( 130 )

Vienna.


*Longways for as many as will.*



The first man sets to his own, and crosses over with the 2. wo. then first and second wo. set, and cross over and change places; then 1. and 2. man take hands and lead between the 1. and 2. wo. and come into their places again; then all four clap and take hands, and go half round into their own places again; then 1. and 2. wo. take hands, and lead between the 1. and 2. men into their own places again; then all four clap and take hands, and go half round into their places again, the rest doing the same.

---

Wolverton-Hall.

*Longways for as many as will.*

The 1. man and 1. wo. meet, then fall back and change places, then the 2. man and 2. wo. lead up into the 1. cu. places, then fall back and change places; the 1. man then being in the 2. wo. place, and the 1. wo. in the 2. man's place, they all four take hands and turn round till each cu. come into their own places again; then 1. and 2. w. take hands and lead between the two men into their places, and hands half round, then cast off, the rest doing the same in like manner.

( 132 )

The Pir's come on me now.

Longways for as many as will.



First man cast off and go below the 2. man and come up into his place, the 2. wo. go up and come round the 1. wo. into her place again, then each cu. take hands and turn once round into their places; the 2. cu. do the same over as the first did. *This to the first Strain played twice.*

First and 2. man cross over and change into their own we. places, then the 1. man go below the 2. wo. the half Figure, while the 1. wo. goes round the 2. man the half Figure, till they come into their places again, and turn S. The next cu. cast up, and do the same. *This to the second Strain played twice.*



Lady of Pleasure.

*Longways for as many as will.*



First man and 2. wo. cross over into the 2. cu. place, then all four take hands and lead up abreast, then 1. man cross over with the 2. wo. and 1. man in the 2. wo. place, then 1. man cross over with the 2. wo. and 1. wo. cross over with the 2. man, then set to each other and cast into the 2. cu. place, then 2. cu. go the Figure below the 3. cu. into the 2. cu. place, and each cu. turn their own. The rest do the like.

---

( 134 )

Painted Chamber.

*Longways for as many as will.*



The 1 man stand on the 1. wo. side, and cast off on the outside into the 2. cu. place, and then into the 3. cu. place, then all four take hands and lead down abreast, then go the Figure through the 3. cu. into the 2. cu. place, and turn their own, then the 1. and 2. cu. lead up all four hands abreast, then the half Figure into the 2. cu. place, and turn their own, the rest doing the like.

Cupid's Garden.

Longways for as many as will.



The 1. man go the Hey between the 2. and 3. man into the 4. man's place, then the 1. wo. do the same as the 1. man did, then 1. man back to back with his own wo. and cast up into the 2. place, then 1. man cross over into the 2. wo. place, and 2. wo. at the same time cross over into the 1. man's place, then meet and fer, and cast off into the 2. cu. place, then go the half Figure into the 2. cu. place, and so turn their own; the rest doing the like.

( 136 )

The Knot.

Longways for as many as will.




First man and 1. wo. cross over into the 2. cu. places, and go the Figure through the 2. cu. into their own places again, then they cross over below the 3. cu. and go the Figure, and the 1. man turn the 3. wo. and 1. wo. turn the 3. man, and then turn their own, then 1. man turn the 2. wo. and 1. wo. the 2. man, then all four take left hands, and turn half round into their places again ; Then the other cu. do the same over. *This to the Tune played once over.*

Then the 1. man and 1. wo. cast off into the next cu. places, and lead through them round into their places again, then cast off and lead through them again and turn his own, then 1. man turn the 2. wo. and 1. wo. turn the 2. man, and then each turn his own half round into their places again ; The rest do the same over.

( 137 )

Bonny Dundee.

*Longways for as many as will.*



The 1. cu. take hands and lead down to the 2. man, then fall back, and all four turn S. then 2. cu. take hands and lead up to the 1. wo. so fall back and turn S.

The 1. man go round about the 1. wo. into his own place, and 2. wo. go round about the 1. man into her own place, then 1. wo. go round about the 1. man into her own place, and 2. man go round about the 2. wo. into his own place, then all four hands half round, so fall back neat, and clap hands and turn your own.

( 138 )

*Fenny, come tye my Cravat:*

*Longways for as many as will.*



The 1. man turn the 2. wo. and the 1. wo. turn the 2. man, then cross over below the 2. cu. then below the 3. cu. and lead through both cu. and cast off.

Then we. fall back, and the men follow them, and turn S. then men fall back, and the we. follow them, and turn S.

Clap hands, side, then all four turn S. then clap hands with your own Partner, and so cast off.

Holyrood-Day.

*Longways for as many as will.*

The 1. man and 1. wo. cast off behind the 2. cu. then 1. man and 1. wo. lead through the 3. cu. and up round again, then 1. man give his right hand to his Partner's right, and 2. man give his right hand to his Partner's right, and so change till they come to their places again.

The 1. man and 1. wo. cross over the 2. cu. and back to back, then 1. man and 1. wo. cast off behind the 3. and back to back, then 1. man turn the 3. wo. and 1. wo. turn the 3. cu. man, then the 1. cu. turn each other, then the 1. man turn the 2. wo. and the 1. wo. turn the 2. man, then the 1. cu. turn each other.

( 140 )

The Jockey.

Longways for as many as will.

⊙⊙⊙⊙  
)))))

Each Strain twice.

The 1. man set to the 2. wo. and then fall back and turn one S. then 1. wo. and 2. man do the like, then 1. man cross over with the 2. wo. and 1. wo. with the 2. man, then 1. cu. being in the 2. cu. place go the half Figure, and the other cu. go the half Figure through, then turn their own Partners.

---



( 141 )

Ladies of London.

Longways for as many as will.

○○○○  
))))

The image shows three staves of musical notation. The first two staves are in 6/8 time, with a key signature of one flat (B-flat). The first staff begins with a treble clef and a 4-measure rest. The second staff begins with a treble clef and a 3-measure rest. The third staff is in bass clef and begins with a 4-measure rest. The notation consists of quarter and eighth notes, with some notes beamed together. There are some markings above the notes, possibly indicating fingerings or ornaments.

The 1. man cros over and go into the 2. wo. place, the 2. wo cast off at the same time into the 1. man's place, then 1. wo. cros over and go into the 2. man's place, and 2. man cros over and go up into the 1. wo. place.

The 1. man and 2. wo. cros over, and the 2. man and 1. wo. do the like, then all four hands half round and turn S. then clap hands, then sides and turn S. then clap hands with their own Partners, and turn them S.

( 142 )

*Astropé Wells.*

*Longways for as many as will.*



The 1. man take the 2. man by the hand and turn round into their own places, then lead through between the two we. into their own places again, the we. doing the like after; then the 1. cu. cast off below the 2. cu. and go back to back, then lead up between the lower cu. and the outside of the 1. cu. so set to your Partners, and cast off into the 2. cu. place.

---

The Garter.

Longways for as many as will.



The 1. man go round on the outside of the 1. wo. into his own place, and the 2. wo. follow the 1. man into her own place, and turn S. then the 1. wo. go round on the outside of the 1. man into her own place, and the 2. man follow her into his own place, and turn S.

The 1. man and 2. wo. change places, then 1. wo. and 2. man change places, then both cv. go the half Figure and clap hands, then turn their own into their places again.

( 144 )

The Maid's Delight.

*Longways for as many as will.*

⊙ ⊙ ⊙ ⊙  
)))))



The 1. man go back to back with the 2. wo. and the 1. wo. go back to back with the 2. man, then 1. cu. cross over below the 2. cu. and go back to back with their own Partners, then cast up and cross over into the 2. place, and then clap hands and turn their own Partners.

---

( 145 )

Maids Morris.

*Longways for as many as will.*




The two men take hands and fall back, then meet their Partners and turn S. the two we. doing the like afterwards.

All four take hands and go half round and turn S. then half round and back again, then the double Figure, and the 1. cu. lead down the middle.

( 146 )

Cold and Raw.

*Longways for as many as will.*



The 1. cu. go back to back with their Partners, and the 2. cu. do the same at the same time.

The 1. man take hands with his Partner and turn her round, the 2. cu. doing the same at the same time.

The two we. stand still, while the 1. man goes round about the 2. wo. into the 2. man's place, and the 2. man goes round about the 1. wo. into the 1. man's place, then all clap hands, then all four take hands and go quite round, the we. doing the like.

( 147 )

Siege of Buda.

Longways for as many as will.



The 1. cu. back to back, and the 2. cu. at the same time do the like, then 1. and 2. man back to back, the wc. doing the like at the same time.

The 1. and 2. man take hands, the wc. doing the like, and change over, then fall back and cross over with their Partners, then all four take hands and go quite round, and the 1. cu. to their Partners, and so cast off.

The Mask.

*Longways for as many as will.*



The 1. man go above the 1. wo. into the 2. wo. place, the 2. wo. into the 2. man's place, and the 2. man into the 1. man's place, then all four turn S.

The 1. wo. go above the 2. man into the 2. wo. place, the 2. man into the 1. wo. place, and the 2. wo. into the 2. man's place, then all four turn S.

All four hands across half round, then fall back and hands across half round, then back again, then the two men and two women lead to the wall at the same time, the other do the like; then all four meet and jump, and clap hands, then take hands half round, and so cast off, then lead down and the other lead up, then all four meet and jump, and clap hands all together, then turn their own Partners.





Bellamira.

Longways for as many as will.



First man take hands with his Partner and lead her down the middle, the man go on the wo. side, and the wo. on the man's, then 1. man side with foot and elbow the 2. wo. and 1. wo. side with foot and elbow the 2. man, and turn sides to their own places.

Cross over with their Partners, and go round about the 1. cu. till the 1. man comes into the 2. man's place, and the 1. wo. into the 2. wo. place, then 1. man cross over with the 2. wo. and 1. wo. with the 2. man, then all four clap hands, and hands half round and turn S.

Rigadoon.

Longways for as many as will.



The Notes with this mark \* over them are to be played Demisemiquavers.

The two we. fall back, and the two men fall back at the same time, then all four meet, and hands a cross half round, and fall back again, then all four meet, and hands across, and go half round into their own places.

The 1. and 2. man set, the we. do the like, then the 2. man cast off into the 2. wo. place, and the 1. man cast off into the 1. wo. place, then the two we. set and do the like, then both cu. turn their own Partners, and the 1. cu. cast off and set to their Partners, and turn their own Partners again, then the 1. man set to the 2. man, and the 1. wo. to the 2. wo. then all four meet and clap hands, and hands quite round.

A Pafpe.

Longways for as many as will.



Three staves of musical notation. The first staff begins with a treble clef, a 6/4 time signature, and a key signature of one flat. The second and third staves continue the melody. The notation includes various note values, rests, and bar lines.

First cu. crofs over to the fecond improper, then the Figure through the 2. cu. to the fecond proper, then crofs over to the third improper, then the 1. cu. caft up to the fecond improper, and crofs over below the 2. cu. to the first improper, then the 1. and 2. wo. change places, and the 1. and 2. man the like, then the 1. and 2. cu. all hands half round, and the 1. cu. caft off to the fecond improper, then the 1. wo. crofs over below the 3. wo. and come between the 3. cu. (the 1. man at the fame time crofs over and go above the 2. man, and fo come between the 2. cu.) then the 1. wo. in the middle of the 3. cu. hands all three abreast, (the 1. man the fame with the 2. cu. at the fame time,) then meet and fee, then the 1. man hand his own and turn to the fecond proper.

( 152 )

Alchurch.

*Longways for as many as will.*

○○○○  
))))

The musical notation consists of three staves. The first staff begins with a treble clef, a 3/4 time signature, and a key signature of one flat (B-flat). The second staff begins with a bass clef and a key signature of one flat. The third staff begins with a bass clef and a key signature of one flat. The music is written in a longways style, with notes and rests arranged in a sequence that corresponds to the dance steps described in the text below.

First cu. meet and set, and turn S. then the 1. wo. cast off into the second improper, (her Partner at the same time follows her and calls off to the second improper,) the 2. cu. doing the same, then the two men hands and lead through the we. to the same, then all clap, and all hands quite round, and then the two we. do the same, then clap, and all hands half round and turn S.

Welcom home old Rowley.

Longways for as many as will.



First and second men go the Figure round the we. till the first is fecond improper, and the fecond is first improper, then the two we. do the same, then clap with your own and turn S. then clap sides, and change places to proper all, then back to back with your own, and right and left to the fecond proper.

---

*Pool's Hole.*

*Longways for as many as will.*



First cu. cast off to the second proper, and then the Figure to the second improper, then the men change places, and the two we. the like, then all hands quite round,  $\frac{S}{\times}$  and right and left (with your own first) to the second proper.

---

Effex-Building.

*Longways for as many as will.*



First cu. double hands, and turn down the middle to the second proper, and then all four, turn S. then all four hands abreast, ( the 1. man on the outside left, and the 1. wo. on the outside right, of the 2. cu.) and head to the Prefence, then the 1. cu. double hands and turn to the second proper, then the 1. cu. single hands and lead up, and cast off to the second proper, then all four set their backs and take hands and turn, till the 1. cu. is second proper.

( 156 )

Lilli Burlero.

*Longways for as many as will.*

⊙⊙⊙⊙  
)))



The 1. man lead his Partner down through the 2. cu. and cast up to his own place, and the 2. cu. lead up through the 1. cu. and cast off into their own places, then the 1. man cross over with the 2. wo. and the 1. wo. with the 2. man, then fall back and meet and turn S. then cross over, and the men back to back, the we. at the same time doing the like, then the two men right and left, the we. at the same time doing the like till the 1. cu. comes into the 2. cu. place.



Emperor of the Moon.

*Longways for as many as will.*



The two men set their own, then all four single, then the two men hands, (the two we. the same at the same time,) and meet and set, then the 1. cu. cast off to the second proper, and the 2. cu. cross over to the second improper, then the 2. wo. hands with the 1. wo. and turn to the second proper, (the 2. man at the same time with the 1. man to the second proper, then the 1. cu. the same, which brings them to the second proper.

---

( 158 )

New Rigadoon.

Longways for as many as will.



First Strain twice over.

The first man turn his own Partner round by the right hand, and then turn the 2. man with the left till he comes to his own place, then the 1. man turn his own Partner again by the right hand, and then the 1. wo. the 2. wo. by the left. The 1. cu. crosses over below the 2. cu. and go the Figure, then take hands and lead through below the 3. cu. and cast up into the 2. cu place, and then turn your Partner.

( 159 )

Pretty Miss.

Longways for as many as will.



The 1. man slip down below the 2. man, and then come up into his own place again; then the 2. wo. cast up at the same time and come down into her own place, then the 1. wo. and 2. man do the like. The two men set and sides, and the two wo. do the like at the same time, then all turn S. then right and left with your Partners till the 1. cu. come into the 2. cu. place.

I often for my Jenny strove.

Longways for as many as will.

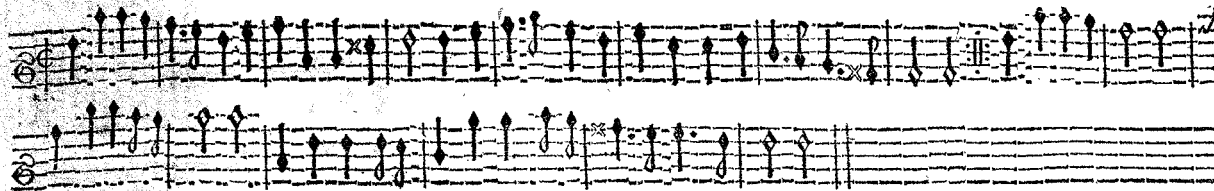


The first man crosses over with his Partner into the 2. cu. place, and all four lead up hands abreast, then fall back, and all four turn S. Then crosses over below the 3. cu. and all four lead up hands abreast, then the 1. cu. cast up into the 2. cu. place and turn S, then go the Figure above through the 1. cu. and turn your Partner, then the Figure through the 3. cu. and cast up into the 2. cu. place, and turn your Partner.

( 161 )

Kenington-Court.

*Longways for as many as will.*



The 1. cu. go the Figure through the 2. cu. and all four take hands and go half round, then the 2. cu. go the Figure through the 1. cu. and all four take hands and go half round as before, the two men being improper. *This to the first Strain twice.* Then right and left with your Partners quite round till you come into your own places again, then 1. cu. lead through the 2. cu. and back again, so cast off.

Sancho Pancho.

*Longways for as many as will.*



The 1. man go round the 2. wo. and turn the 2. man till the 1. man comes into his own place, the 1. wo. go round the 2. man, and turn the 2. wo. till the 1. wo. comes into her own place; the 1. cu. cross over and go the Figure through till they come into the 2. cu. place, then lead through the 3. cu. and cast up, and go the Figure through the 1. cu. and so cast off.

( 163 )

*Whitney's Farewel.*

*Longways for as many as will.*



The 1. man turn the 2. wo. with his right hand, and then turn his own Partner with his left ; then 1. wo. turn the 2. man with her right hand, and then turn her own Partner with her left : The 1. cu. lead through the 2. cu. and cast up, the 2. cu. lead through the 1. cu. and cast off, the two men take hands and fall back, the two wo. do the like at the same time, then all four meet and clap hands with your Partners, and then the 1. cu. cast off.

---

( 164 )

Pye Corner.

*Longways for as many as will.*

⊙⊙⊙⊙  
)))))



Both cu. set their Partners, and turn S. then 1. man cast off to first improper, and 2. man cast off and follow him to second improper, (we. changing over at the same time;) the we. do the same, which makes all most proper: First man set 2. wo. and turn S. then single hands with her and turn to the same: First wo. and 2. man the same, and then turning single, the 1. wo. cast off to the second proper, (1. man at the same time to second proper.)



Old Batchelor.

*Longways for as many as will.*



The 1. cu. cross over below the 2. cu. then all four lead up hands abreast, the 1. man side with the 2. wo. and the 1. wo. side with the 2. man at the same time, then the 1. man turn his own Partner with both hands round till he come to the lower side, then the 1. cu. take the 2. wo. and all three hands half round, then the 2. man take hands between the two we. and go hands half round, then all four turn S. then right and left with their Partners till the 1. cu. comes into the 2. cu. place.

O Mother, Roger.

*Longways for as many as will.*



The two men take hands and lead through between the two we. and come into their own places, and turn, the two we. doing the same; then the 1. cu. clap hands, and then clap hands sides, the we. clapping hands at the same time; then cast off, and go the Figure through till they come into the 2. cu. place.

---

*Roger of Coverly.*

*Longways for as many as will.*



The 1. man go below the 2. wo. then round her, and so below the 2. man into his own place; then 1. wo. go below the 2. man, then round him, and so below the 2. wo. into her own place. The 1. cu. cross over below the 2. cu. and take hands and turn round twice, then lead up through and cast off into the 2. cu. place.

( 168 )

Of Noble Race was *Shinkin*.

*Longways for as many as will.*



The 1. man fet to the 2. wo. and fall back and turn S. then 1. wo. fet to the 2. man, and fall back and turn S. the 1. man change places with the 2. wo. then 1. wo. change places with the 2. man, then all four meet and turn S. then 1. cu. being in the 2. cu. place, lead through and cast off.

( 169 )

Daniel Cowper.

*Longways for as many as will.*




The two men set sides, and the two wo. do the like at the same time, then both back to back with their Partners. The 1. man turn the 2. wo. with his right hand, and so fall into their own places; the 1. wo. turn the 2. man with her right hand, so fall into their own places; and then 1. cu. cast off into the 2. cu. place.

---

The Whim.

*Longways for as many as will.*



The two men take hands and fall back, the two we. do the same at the same time, and change places, which makes the men improper; then take hands and fall back as before, and change into their own sides, which makes the men proper as at first. The two men go back to back, the two we. do the same at the same time, all four turn S. then right and left with your Partners, till the 1. cu. come into the 2. cu. place.

---

( 171 )

Spanish Jigg.

Longways for as many as will.




The 1. cu. set to their Partners and cast off, the 2. cu. set to their Partners and cast off. The 1. man turn the 2. wo. and 2. man the 1. wo. The 1. cu. take hands and lead below the 3. cu. and back again, then cast off. Go the whole Figure through.

Note: Every Strain is to be played over twice.

Q 2

Valiant Jocky.

Longways for as many as will.



The 1. cu. cast off below the 2. cu. and go the Figure of 8 till they come to their own places, then 2. cu. cast up, and go the Figure till they come into their own places, then the two men take hands and lead through, and then go about their own Partners into their own places; Then the 1. cu. take hands and lead through below the 2. cu. and cast up again, then the two we. lead through between the two men, then the 1. cu. cast off below the 2. cu. and lead up through, and cast off again.


---



( 173 )

Siege of Limerick.

Longways for as many as will.



The 1. man cast off below the 2. man, and go above the 2. wo. into the 2. man's place, the 1. wo. cast off below the 2. wo. and go above the 2. man into the 2. wo. place, then cast up, and back to back with your Partners, then right and left with your Partners, then lead through the 2. cu. and back again, and so cast off.


---

Note: The first Strain is to be played twice over; and the second Strain once through, and so far as from the Repeat over the Note again.

( 174 )

Mr. Lane's Minuet.

Longways for as many as will.



The 1. man set to the 2. wo. and fall back, and both turn S. then the 1. wo. set to the 2. man, and fall back and turn S. The 1. cu. cross over and go the Figure through till they come into the 2. cu. place, then lead through the 3. cu. and cast up into the 2. cu. place.

Note: Each Strain is to be played twice.

( 175 )

The Maid's last Wish.

*Longways for as many as will.*



The 1. man cros over with the 2. wo. and turn S. the 1. wo. cros over with the 2. man and turn S. the two men back to back, fides, the we. doing the same at the same time  $\underline{\quad}$ . Then back to back with their Partner, and right and left with your Partner till the 1. cu. come into the 2. cu. place, then lead up through the 1. cu. and cast off into the 2. cu. place.

---

Duke of Luxemburg's March. *Longways for as many as will.*

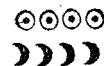


The 1. and 2. man take hands and lead through between the two we. into their own places, and turn sides, the two we. do the like : Then the 1. cu. cros over into the 2. cu. place, and go the full Figure of 8, then the Figure through the 3. cu. into the 2. cu. place, then lead up through and cast off.

---

Red-House:

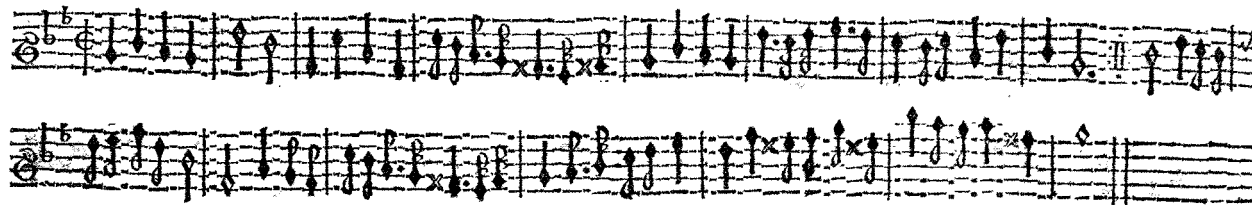
*Longways for as many as will.*



The 1. cu. meet and set, and cast off into the 2. cu. place  $\underline{\quad}$ . Then meet and set again, and cast off into their own places  $\underline{\quad}$ : The 1. man cast off below the 2. man, and go above the 2. wo. into the 2. man's place, his wo. following him at the same time  $\underline{\quad}$ . Then the 2. wo. cast up above the 1. wo. and go below the 1. man into her own place, the 1. man following her at the same time  $\underline{\quad}$ : Then the 1. cu. and 2. man go the Hey till they come into their own places  $\underline{\quad}$ . Then the 1. cu. and 2. wo. go the Hey on the other side, and so cast off into the 2. cu. place  $\underline{\quad}$ .

Mr. Beveridge's Ground.

Longways for as many as will.



The 1. cu. meet and set, and then cast off into the 2. cu. place, then meet and set, and cast up into their own places — Then the 1. cu. cross over below the 2. cu. and stand still, the 2. cu. being in the 1. cu. place take hands and turn half round, then the 1. man being in the 2. wo. place, and the 1. wo. being in the 2. man's place, all four take hands and lead below the 3. cu. round, till the 1. cu. comes into the 2. cu. place to their own sides —

Note: Each Strain is to be played twice over.

Betty's Maggot.

Longways for as many as will.



The 1. cu. lead through the 2. and 3. cu. and back again through the 2. cu. and cast off into the 2. cu. place : The 1. man being in the 2. wo. place, turn the 2. wo. once round, the 1. wo. being in the 2. man's place, turn the 2. man round at the same time till they meet above, then take left hands and change to their own sides, and cast off into the 2. cu. place . Then all four take right hands across half round, and left hands half round back again, and to cast off :

Note : Each Strain is to be played twice over.

( 180 )

Mr. Beveridge's Maggor.

Longways for as many as will.



The 1. man cross over and go back to back with the 2. wo. then the 1. wo. cross over and go back to back with the 2. man at the same time — Then meet and turn S. then 1. man turn the 2. wo. with his right hand, and 1. wo. turn the 2. man with her right hand at the same time, then 1. cu. take left hands and turn into their own places — The 1. cu. cross over into the 2. cu. place, and go back to back with their Partner, then all four lead up hands abreast, then go the Figure through, and cast off into the 2. cu. place —


---

Note: The first Strain is to be played twice, and the second but once.



Pope Joan.


Longways for as many as will.



The two men take hands and lead through the two we. and come into their own places, the two men turn sides once into their own places. The two we. do the like. The two men go the Figure through the two we. till they come into their own places. The two we. do the like. Then the 1. cu. cross over and turn his Partner till he come to his own side, the 2. cu. do the like. The 1. cu. meet and set, the we. slip down the middle, the man cast off and meet her in the 2. cu. place and turn her, the other cu. do the like, then 1. cu. cast off into the 2. cu. place.

*Jacob Hak's Jigg.*

*Longways for as many as will.*



The 1. man turn the 2. wo. by the right hand once round, then take the 1. wo. by the left, and all three hands quite round — The 2. man turn the 1. wo. by the left hand once round, then take the 2. wo. by the right, and all three hands quite round — The 1. cu. lead down the middle, and then up, then all four hands abreast and lead up, the 1. cu. fall in the middle, and all four hands quite round till the 1. cu. comes into the 2. cu. place, then lead through and cast off —

Marriage-Hater.

Longways for as many as will.




The 1. man set to his Partner, then the two men turn asides, the two w. doing the like at the same time - The 1. cu. crosses over into the 2. cu. place, and all four turn S. then all four hands half round, then 1. cu. set to his Partner, and cast off into the 2. cu. place - /

Note: The first Strain is to be played twice, and the second but once.

( 184 )

*Easter Tuesday.*

*Longways for as many as will.*



The 1. man cast off into the 2. man's place and turn S. — The 1. wo. do the like — Then back to back with their Partners, then back to back fides, and right and left quite round till the 1. cu. come into the 2. cu. place —

Note: *Each Strain is to be played twice.*

Mad Robin.

Longways for as many as will.



The 1. man turn the 2. wo. with his right hand, and his own Partner with his left, and cast off below the 2. man. The 1. wo. turn her Partner with her right hand, and the 2. man with her left, and cast off below the 2. wo. The 1. wo. cast up above the 2. man and slip down the middle, the 1. man go up between, and then cast off below and turn hands. The 1. wo. go up the middle and cast off below the 2. wo. the 1. man cast up above the 2. man, and slip down the middle and turn his Partner.

---

( 186 )

*Johnson's Jigg.*

*Longways for as many as will.*



The two men lead to the wall, the two wo. do the like at the same time, then back to back with their Partners. — The 1. cu. lead up, and 2. cu. lead down, the two men back to back sides, the others doing the like. — The 1. man turn the 2. wo. with his right hand, and turn his own Partner with his left, the 1. wo. turn the 2. man with her right hand, and turn her own Partner with her left, and cast off. —

---

( 187 )

The last new Rigadoon.

Longways for as many as will.



The 1. cu. cros over below the 2. cu. and go the Figure through the 3. cu. and come into the 2. cu. place. The 1. cu. being in the 2. cu. place, cast off below the 3. cu. and then lead up through the 3. cu. then go the Figure above the 2. cu. and slip down between the 2. cu. The man being improper, all three take hands and fall back, then meet. The man cast off below the 3. cu. the wo. cast up above the 2. cu. so take hands all three and fall back and meet, the 1. wo. cast off into the 2. wo. place, and the 1. man cast up into the 2. man's place at the same time.

Note: Each Strain is to be played twice over. ]

( 188 )

Rockingham Castle.

Longways for as many as will.



The 1. cu. go the Figure through the 2. cu. till they come into their own places  $\underline{\quad}$  : The 1. man set to the 2. wo. and fall into their own places, and the 1. wo. turn the 2. man  $\underline{\quad}$  : The 1. wo. set to the 2. man, then the 1. man turn the 2. wo. and the 1. cu. cast off into the 2. cu. place  $\underline{\quad}$  :

Note: Each Strain is to be played twice over.



( 189 )

The New Bore.

*Longways for as many as will.*

⊙⊙⊙⊙  
)))))



The 1. cu. cast off into the 2. cu. place and go back to back — Then back to back, and sides with the 3. cu. ∴ Then go the Figure through the 3. cu. till you come into the 2. cu. place — Then go the Figure above till they come into the 2. cu. place ∴

---


*Note: Every Strain is to be played twice over.*

( 190 )

Tythe Fig.

Longways for as many as will.

⊙⊙⊙⊙  
)))))



The 1. man back to back with the 2. wo. the 1. wo. back to back with the 2. man : Clap hands sides, all four turn S. then clap hands with your Partners and cast off, then lead through and cast off again :

Note: The first Strain is to be played twice over, and the second but once.

Huntington's Maggor.

Longways for as many as will.



The two men take hands, and the two wo. at the same time fall back, all four meet and turn Single, the first man turn the second women by the right hand, and fall into their own places. Take hands, fall back, meet and turn S. the 1. wo. turn the 2. man, and fall into their own places. The 1. cu. cross over below the 2. cu, take hands and turn round, the other cu. do the same as before. The 1. cu. meet and set, and cast off. The other cu. do the like. Back to back both cu. then right and left with your Partners. All four lead up hands abreast, then lead through and cast off. Each Strain of the Tune to be played twice.

( 192. )

Arundel-street.

*Longways for as many as will.*



The 1. man being improper, go back to back with the 2. man; the 1. wo. being improper, go back to back with the 2. wo. — The 1. wo. go back to back side with the 2. man, the 1. man go back to back side with the 2. wo. then 1. cu. go back to back with their Partners : The 1. cu. cross over below the 2. cu. and go the Figure through till they come into the 2. cu. place, then go the Figure through the 3. cu. till they come into the 2. cu. place, then the Figure through the upper cu. and cast off :

---

( 193 )

Mr. Isaac's Magot.

Longways for as many as will.



The 1. man turn the 2. wo. with his right hand, and cast off below the 2. man, the 1. wo. turn the 2 man with her right hand, and cast off below the 2. wo. The two men take hands and fall back, the two wo. doing the same at the same time, all four meet and turn S. then go the whole Figure through, then all four hands abreast, and then lead through and cast off.


Note: Each Strain is to be play'd twice over.

S

( 194 )

Mr. Lane's Magor.

Longways for as many as will.



The 1. cu. cast off and lead through the 3. cu. then cast off and leap up through both cu and cast off into the 2. cu. place; the 1. man being in the 2. man's place turn the 1. wo. with the right hand, and fall into their own places, the 1. wo. being in the 2. wo. place turn the 1. man, and so fall into their own places, then all four lead up abreast, and cast off into the 2. cu. place.

Note: Each Strain is to be played twice over; likewise in the following SONG, which was made to this Tune, each Strain is also to be sung twice over.

A SONG

---

*A SONG made by Mr. Tho. D'Urfey upon a new Country Dance at Richmond, called,  
Mr. Lane's Magot, and sung to the foregoing Tune.*

Strike up drowfie Gut-Scrapers ;  
Gallants, be ready  
Each with his Lady ;  
Foot it about  
Till the Night be run out ;  
Let no one's Humour pall :  
Brisk Lads, now cut your Capers ;  
Put your Legs to't,  
And shew you can do't ;  
Frisk, frisk it away  
Till break of Day,  
And hey for *Richmond Ball* )  
Fortune-biters,  
Hags, Bum-fighters,

Nymphs of the Woods,  
And stale City-Goods ;  
Ye Cherubins  
And Seraphins,  
Ye Caravans  
And Haradans,  
In Order all advance :  
*Twittenham* Loobies,  
*Thistlewort* Boobies,  
Wits of the Town,  
And *Beaus* that have none ;  
Ye *Jacobites* as sharp as Pins,  
Ye *Monsieurs*, and ye *Sooterkins* ;  
I'll teach you all the Dance.

*The D A N C E.*

Cast off, *Tom*, behind *Johnny*,  
Do the same, *Nanny*,  
Eyes are upon ye ;  
Trip in between  
Little *Dicky* and *Jane*,  
And set in the second Row :  
Then, then cast back you must too,  
And up the first Row,  
Nimbly thrust through ;  
Then, then turn about  
To the left, or you're out,  
And meet with your Love below.


Pas, then cross,  
Then *Jack's* pretty Lads,  
Then turn her about, about and about ;  
And, *Jack*, if you can do so too  
With *Betty*, whilst the Time is true,  
We'll all your Ear commend :  
Still there's more  
To lead all four ;  
Two by *Nancy* stand,  
And give her your Hand,  
Then cast her quickly down below,  
And meet her in the second Row :  
The D A N C E is at an End.



( 198 )

Ely Minster.

Longways for as many as will.



First man go without side the 2. wo. up the middle into his wo. place: 1. wo. at the same time go within side, round the 2. man, up into her mans place; the 2. cu. doing the same: men being on the we. side, 1. cu. slip down into the 2. cu. place, right and left into their own places, men on the we. side; 1. man cross over with the 2. wo. the 2. man cross over with the 1. wo. so turn your own.

Note: Each Strain is to be played twice over.

T

( 199 )

The Coronation Day.

*Longways for as many as will.*



First cu. lead down in the contrary place, the 2. cu. cast up at the same time, and cross over; Second lead down as before; first cu. cast up into their own place: First man go within side round his wo. into her place, the turning single at the same time into the 2. wo's. place, the going round her man at the same time, he turning single into the 1. man's place, 1. cu. lead through the 2. then the man being in the 1. man's place cast off into his wo's. place, 1. wo. at the same time cross over into the 1. man's place, turn single all four; 1. cu. cross over into the 2. cu. place, they leading up at the same time, cross into their own place.

---

Note: *Each Strain is to be played twice over.*


( 200 )

New-years Eve.

Longways for as many as will.



Tune the Bass-string to a 4th.



First man take the 2. wo. by the right hand, and lead between the 2. man and 1. wo. cast off into their places; and turn, 1. cu. run the Figure between the 2. turn your own, 1. man standing in his own place; 1. man and 2. wo. cros, and go round; the 1. man round his wo. into his own place, and 2. wo. round her man into her place, hands half round; 2. cu. cast off; 1. man cros over with the 2. wo. 2. man cros over with the 1. wo. turn your own.

Note: Each Strain is to be played twice over.

T 2

( 201 )

*Winchester.*

*Longways for as many as will.*



First man cast off into the 2. wo. place, the crossing over at the same time into his place ; 1 cu. run the Figure through, the seconds hands all four a quarter round ; 2. cu. cast off, and lead up the middle ; 1. cu. casting down, and run the Figure between the 2. the 1. cu. being in the 2. place, hands right and left, till they come into their own places ; set, and cast off.

Note : *Each Strain is to be played twice over.*

( 202 )

Scotland.

Longways for as many as will.



First man take the 2. man by the right hand, and turn a turn and a half, the 1. and 2. wo. do the same at the same time till they come into the 2. cu place, back to back, with your own, then turn your own, and back to back, sides men go without side the we. and come between them a quarter Figure, turn S. we. do the like.

---

Note: Each Strain is to be played twice over.

( 203 )


The Mock Hoby-Horse.

Longways for as many as will.



First man turn the 2. wo. then the 2. man turn the 1. wo. men lead between the women, and cast into their own places; take double hands, and turn till the 1. man be in the seconds place; the we. doing so, and change places at the same time, then the we. lead through the Men as before, and turn their own.

Note: Each Strain is to be played twice over.

*Devonshire-House.**Longways for as many as will.*

First cu. cast off, the 2. cu. leading up, change places at the same time; 2. cu. cast down, 1. cu. lead up, changing places as before, men being on the wo. side, hands half round, break hands all abreast lead up; 1. man crosses over with the 2. wo. 2. man and 1. wo. do the like, turn single all four, cross over all four, turn single right and left into the 2. cu. place,

*The Second Part.*

First cu. lead down between the 2. and cast up into their own places; the 2. cu. lead between the 1. and cast down into their own places; 1. man crosses over with the 2. wo. crosses over all four, turn your own, the 1. man being in the 2. man's place, and the 2. man being in the 2. wo. place; crosses over with the 1. wo. then crosses over all four, and turn your own.

---

Note: *Each Strain is to be played twice over.*

*Lincoln or Bolton.*

*Longways for as many as will.*



First man on the wo. side.

---

First cu. cast off, 2. cu. lead up into their places, set to your own, and turn S. all four; 2. cu. cast off, 1. cu. lead up as before, set and turn S. 1. man go within side round about the 2. wo. and the 1. wo. go without side round the 2. man at the same time; then the 2. wo. go within side round the 1. man, and the 2. man without side round the 1. wo. as before, right hands with your own, then left hands with the contrary.

---

Note: *Each Strain is to be played twice over.*



The Mug house.

Longways for as many as will.



First man on his wo. side.


First wo. cross over with the 2. wo. turn S. all four; 2. wo. cross over with the 1. man, and turn S. 1. wo. being in the 2. wo. place, cast up round her, and turn the 2. man; 1. man being in his own place, cast down at the same time, and turn the 2. wo. men standing on their own side, lead through round; 2. wo. cast up, 1. man turn his own wo. 1. cu. being in the 2. place, run the Figure through, and so turn your own.

Note: Each Strain is to be played twice over.

( 207 )

Lady Day.

*Longways for as many as will.*



First man take hands with the 1. and 2. wo. half round; wo. break hands, and cast off; turn the 1. wo. into the 2. wo. place, first man at the same time turn, the 2. man into his place; then the 2. man take hands with the two women, and do as before; first cu. being in their own places, slip down, the wo. within side, and the man without side into the 2. cu. place, they slip up at the same time; turn single all four, right and left into their own places, then slip down as before, the man within side, and the wo. without side, turn single, and men turn by themselves, and wo. doing the like at the same time.

---

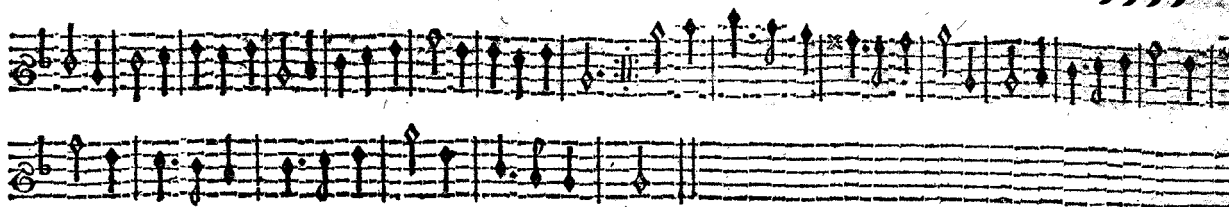
Note: *Each Strain is to be played twice over.*

( 208 )

The King of Poland.

Longways for as many as will.

○○○○  
))))



First man on his Womans side.

---


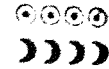
First man take hands with the 2. wo. and change places, 1. wo. and 2. man doing the same at the same time ; cross over all four, hands as before, to your own, and change places ; 1. cu. lead up the middle, and 2. cu. cast off, cross over all four, right and left, till the 1. cu. comes into the 2. cu. place ; 1. cu. run the Figure through the 2. cu. and so turn your own.

---

Note : Each Strain must be played twice over.

The red Bull.

*Longways for as many as will.*



First man take his wo. by both hands, and turn till his wo. be uppermost, 1. man fall back between the 2. cu. a Diamond; 1. man cast up above the 2. man, his wo. cast down below the 2. wo. the men turn the contrary wo. twice; 1. man and 1. wo. cast down; 1. man turn both we. till the 1. man comes into the seconds place; 2. man turn the we. till he comes into the 1. wo. place.

---

Note: *Each Strain is to be played twice over.*

## Puddings and Pies

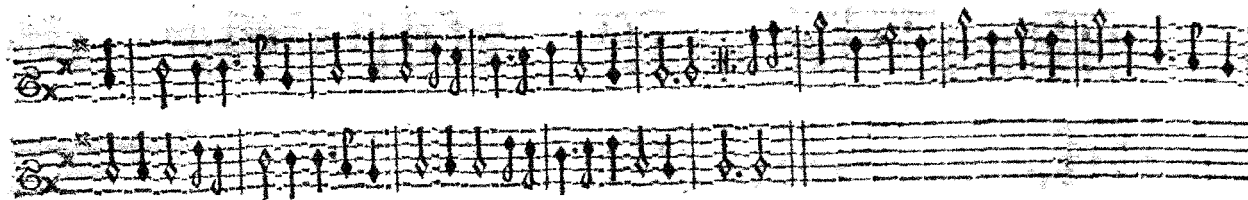
*Longways for as many as will.*

The 1. cu. crosses over below the 2. cu. and back to back. Then crosses over again below the 3. cu. and back to back. The 1. man being in the 3. mans place turns the 3. wo. with the right hand; The 1. wo. being in the 3. wo. place turns the 2. man being in the 1. mans place with the right hand, and turns her Partner with the left hand in the 2. cu. place, the 1. man being in the 2. mans place turns the 2. wo. being in the 1. wo. place, and turns his partner with the left hand in the 2. cu. place.

( 211 )

*Joan's Placket.*

*Longways for as many as will.*



The 1. cu. fides of one side. and on the other side. Then dance to one another and turn. And dance to one another the second time and turn. the man goes down on the wo. side, and the we. on the man's side, the rest do the same.

( 212 )

The Maid in the Mill.

Longways for as many as will.

○○○○  
))))))



The 1. cu. cast off below the 2. cu. lead up all four hands a Breast; then all four hands half round, then right and left with your Partners till the 1. cu. come into the 2. cu. place.

( 213 )

The Dumps.

Longways for as many as will.




The men put their Hats over their Eyes, and all lead up 4 steps forward, nod, and fore steps back again, that over again. The 1. cu. cros over below the 2. and cros over below the third, and so to the bottom, the rest do the like to the bottom. The second Strain played as many times as there is couples.



( 214 )

Glory of the West.

Longways for as many as will.



Meet a D. fall back, open and close.  
Fall back a D. meet, open and close :

Back men, we. turn S. back we. men turn S. men cross over, we. cross over,  
hands round, and go half to your places.

Sides with the co. we. set to them.  
Sides with your own wo. set to her :

Men turn off to the left hand, and fall behind your we. back to back, turn back  
again in your places, we. as much, change places round till you come to your  
own places, then take right hands across, and go round to your places :


Arms as you sided :

Men meet, we. meet, and give right hands a cross, men go under their arms  
to your own places, men hands a cross, and we. go under as the men did, men  
right hands to the co. we. then left hands to their own and fall into the con-  
trary places, hands in a ring, and go half round to your places, falling all a  
Breat to the preference :

( 215 )

Three Ship Skins.

*Longways for as many as will.*



The 1. cu. take hands and set twice to the 2. man, and then go the Hey till they come into their own places again. *The Tune thorow twice.*

The 1. cu. do the same to the 2. wo. then all four hands a Breast, go the Figure thorow in the 2. cu. place, the same as before.

---

F I N I S.

The **Second Part** of the **Dancing Master** :

Or, Directions for Dancing COUNTRY DANCES, with the *Tunes* to each *Dance* for the *Violin* or *Flute*.

The Second Edition, with Additions.

Printed for *Henry Playford* at his Shop in the *Temple-Change* over-against *St. Dunstan's Church* in *Fleetstreet*: 1698.  
Where both Parts are to be had bound together at 2*s*. Or this Second Part fitch'd at 1*s*.

10

11

12  
13  
14  
15  
16  
17  
18  
19  
20  
21  
22  
23  
24  
25  
26  
27  
28  
29  
30  
31  
32  
33  
34  
35  
36  
37  
38  
39  
40  
41  
42  
43  
44  
45  
46  
47  
48  
49  
50  
51  
52  
53  
54  
55  
56  
57  
58  
59  
60  
61  
62  
63  
64  
65  
66  
67  
68  
69  
70  
71  
72  
73  
74  
75  
76  
77  
78  
79  
80  
81  
82  
83  
84  
85  
86  
87  
88  
89  
90  
91  
92  
93  
94  
95  
96  
97  
98  
99  
100

101  
102  
103  
104  
105  
106  
107  
108  
109  
110  
111  
112  
113  
114  
115  
116  
117  
118  
119  
120  
121  
122  
123  
124  
125  
126  
127  
128  
129  
130  
131  
132  
133  
134  
135  
136  
137  
138  
139  
140  
141  
142  
143  
144  
145  
146  
147  
148  
149  
150  
151  
152  
153  
154  
155  
156  
157  
158  
159  
160  
161  
162  
163  
164  
165  
166  
167  
168  
169  
170  
171  
172  
173  
174  
175  
176  
177  
178  
179  
180  
181  
182  
183  
184  
185  
186  
187  
188  
189  
190  
191  
192  
193  
194  
195  
196  
197  
198  
199  
200

201  
202  
203  
204  
205  
206  
207  
208  
209  
210  
211  
212  
213  
214  
215  
216  
217  
218  
219  
220  
221  
222  
223  
224  
225  
226  
227  
228  
229  
230  
231  
232  
233  
234  
235  
236  
237  
238  
239  
240  
241  
242  
243  
244  
245  
246  
247  
248  
249  
250  
251  
252  
253  
254  
255  
256  
257  
258  
259  
260  
261  
262  
263  
264  
265  
266  
267  
268  
269  
270  
271  
272  
273  
274  
275  
276  
277  
278  
279  
280  
281  
282  
283  
284  
285  
286  
287  
288  
289  
290  
291  
292  
293  
294  
295  
296  
297  
298  
299  
300

301  
302  
303  
304  
305  
306  
307  
308  
309  
310  
311  
312  
313  
314  
315  
316  
317  
318  
319  
320  
321  
322  
323  
324  
325  
326  
327  
328  
329  
330  
331  
332  
333  
334  
335  
336  
337  
338  
339  
340  
341  
342  
343  
344  
345  
346  
347  
348  
349  
350  
351  
352  
353  
354  
355  
356  
357  
358  
359  
360  
361  
362  
363  
364  
365  
366  
367  
368  
369  
370  
371  
372  
373  
374  
375  
376  
377  
378  
379  
380  
381  
382  
383  
384  
385  
386  
387  
388  
389  
390  
391  
392  
393  
394  
395  
396  
397  
398  
399  
400

401  
402  
403  
404  
405  
406  
407  
408  
409  
410  
411  
412  
413  
414  
415  
416  
417  
418  
419  
420  
421  
422  
423  
424  
425  
426  
427  
428  
429  
430  
431  
432  
433  
434  
435  
436  
437  
438  
439  
440  
441  
442  
443  
444  
445  
446  
447  
448  
449  
450  
451  
452  
453  
454  
455  
456  
457  
458  
459  
460  
461  
462  
463  
464  
465  
466  
467  
468  
469  
470  
471  
472  
473  
474  
475  
476  
477  
478  
479  
480  
481  
482  
483  
484  
485  
486  
487  
488  
489  
490  
491  
492  
493  
494  
495  
496  
497  
498  
499  
500

501  
502  
503  
504  
505  
506  
507  
508  
509  
510  
511  
512  
513  
514  
515  
516  
517  
518  
519  
520  
521  
522  
523  
524  
525  
526  
527  
528  
529  
530  
531  
532  
533  
534  
535  
536  
537  
538  
539  
540  
541  
542  
543  
544  
545  
546  
547  
548  
549  
550  
551  
552  
553  
554  
555  
556  
557  
558  
559  
560  
561  
562  
563  
564  
565  
566  
567  
568  
569  
570  
571  
572  
573  
574  
575  
576  
577  
578  
579  
580  
581  
582  
583  
584  
585  
586  
587  
588  
589  
590  
591  
592  
593  
594  
595  
596  
597  
598  
599  
600

601  
602  
603  
604  
605  
606  
607  
608  
609  
610  
611  
612  
613  
614  
615  
616  
617  
618  
619  
620  
621  
622  
623  
624  
625  
626  
627  
628  
629  
630  
631  
632  
633  
634  
635  
636  
637  
638  
639  
640  
641  
642  
643  
644  
645  
646  
647  
648  
649  
650  
651  
652  
653  
654  
655  
656  
657  
658  
659  
660  
661  
662  
663  
664  
665  
666  
667  
668  
669  
670  
671  
672  
673  
674  
675  
676  
677  
678  
679  
680  
681  
682  
683  
684  
685  
686  
687  
688  
689  
690  
691  
692  
693  
694  
695  
696  
697  
698  
699  
700

A Table of the *DANCES* contained in this *Second Part*.

		Page.		Page.
<b>A</b> <i>Nua Maria,</i> <i>Black Befs,</i> <i>Bishop of Chester's Jigg,</i> <i>Bury Fair,</i> <i>Brittains,</i> <i>Bonny Grey ey'd Morn,</i> <i>Barley Mow,</i>	A.	31	Europes Revells, Edinburgh Castle,	* 25 28
	B.	4	Geud Man of Ballangigh,	G. 24
		10	Greenwich Park,	* 33
		15		H.
	C.	23	Happy Marriage,	3
		26	Happy Meeting,	14
		* 36	Hobb's Wedding ( <i>A Kissing Dance</i> )	16
			Happy Miller,	22
	D.	19	Hole in the Wall,	30
		32	Hilanders March,	* 32
E.	27	Irish Bere,	I. 8	
	35		L.	
Epfom Wells, Eaglesfield's Hornpipe,		12	Lanes Trumpet Minuet, Danc'd with the step,	2
		17	Love for Love ( <i>Danc'd in the Plays</i> ),	20
			Lambeth Wells,	34
		A 2	Lord	


*Lord Byron's Delight,*  
*Lord Mayors Delight,*  
 M.  
*Man was for Woman made,*  
*More the Merrier,*  
*Mock Match,*  
*Mad Mol,*  
 P.  
*Purlongs,*  
 S.  
*St. Martins Lane,*  
*Souldier and a Saylor,*  
*Sberes Trumpet Tune,*

Page.		Page.
* 45	<i>Sham Doctor,</i>	* 26
29	T.	
x	<i>Take Not a Womans Anger Ill,</i>	9
6	<i>Tw'as within a furlong Edinburgh Town,</i>	21
* 27	<i>Temple Change,</i>	* 28
* 30	W.	
x 8	<i>Wa is me,</i>	11
5	<i>Winchester Wedding,</i>	33
7	<i>Walton Abby,</i>	* 29
* 34	<i>Westminster Hall,</i>	* 31
	Y.	
	<i>Youngs Delight,</i>	13
	<i>Young Sir Solomon.</i>	25

( 1 )

Man was for Woman made.

*Longways for as many as will.*



The two men go to the two we. and bring them back into the middle of the Room, then all turn round S. into their places; then the two we. go to the two men and bring them back into the middle of the Room, then all turn round S. into their places. *This to the first Strain played twice.*


Turn your Partners half round, and cast off to each others Partners and clap hands, then turn again each others Partners half round, then cast off and clap hands, then all cross over, the 1. cu. leading up, and the 2. cu. leading down; then the 1. cu. cast off, and the 2. cu. lead up. *This to the second Strain played once.*

B

( 2 )

Mr. Lane's Trumpet-Minuet, to  
be danc'd with the Minuet Step. }

Longways for as many as will.



The 1. man set to the 2. wo. then fall back and turn S. the 1. wo. set to the 2. man, then fall back and turn S. *This to the first Strain played twice.*

The 1. man take the 2. man by the right hand, and turn round till they come into their own places again; then all four take hands quite round till they come into their own places again; then 1. wo. take right hands with the 2. wo. and turn her till she comes into her own place, and all four hands round back again till they come into their own places; then 1. man take, his Partner and lead her into the 2. cu. place. *This to the second Strain played twice, and so far back as from the Repeat.*

---



( 3 )

The Happy Marriage.

Longways for as many as will.




The 1. man cast off below the 2. man, go back to back with the 1. wo. and stand in the 2. man's place; then 1. wo. cast off below the 2. wo. go back to back with the 1. man, and stand in the 2. wo. place. *This is the first Strain played twice.*

All four right hands across half round, then left hands back again, which brings the 1. cu. into the 2. cu. place; then the Figure of 8, through the 1. cu. which brings them into the 2. cu. place.

( 4 )

Black Befs.

Longways for as many as will.



The 1. man cast off below the 2. man, then go back to back with the 1. wo. and stand in the 2. man's place; the 1. wo. cast off below the 2. wo. and go back to back with the 1. man, and stand in the 2. wo. place. *This to the first Strain twice.*

Both cu. back to back with their Partners, then right and left hands with your own Partners till you come into your own places; the 1. man change places with the 2. wo. and the 2. man with the 1. wo. then turn your own Partners to your own sides.

---

( 5 )

St. Martin's Lane.

Longways for as many as will.



The 1. man cast off below the 2. man, then turn the 3. wo. and cast up into his own place; then the 1. wo. cast off below the 2. wo. then turn the 3. man and cast up into her own place. *This to the first Strain played twice.*

Lead down the 2. cu. then all hands abreast with the third cu. and go the Figure through, then cast up and all four hands abreast with the 2. cu. then lead up, and go the Figure through, the 2. cu. then meet in the 2. cu. place and turn; the others do the like.

( 6 )

The more the merrier.

*Longways for as many as will.*



The 1. cu. take hands and turn down between the 2. cu. and then cast up at the same time; the 2. cu. do the like. *This ends the first Strain played twice.*

The 1. cu. cross over below the 2. cu. and go the Figure through, then all four meet and lead up; then hands abreast, then lead through and cast off.

---

( 7 )

The Soldier and the Sailor.

Longways for as many as will.



The 1. cu. lead between the 2. cu. then cast up and go the Figure, then meet their own Partners a Change, sides and cast off into the 2. cu. place; the 2. cu. do the same. *This to the first Strain twice.*

The 1. man turn the 2. wo. with the right hand and go into their own places, the other cu. do the same; then clap hands with their Partners, and the 1. cu. cast off. *This to the second Strain once.*

Take hands with your Partners, and draw aside back to back till you come into your own places again; then lead through, and cast off. *This to the second Strain twice.*

---

Irish Boree.

*Longways for as many as will.*

The 1. wo. cast off below the 2. wo. and slip up the middle into her own place, then the 1. man go on the outside of the 2. man and slip up into his own place, then cast off below the 2. man, and slip up the middle into his own place again; then the 1. wo. follow the 1. man, and slip up the outside of the 2. wo. into her own place. *This to the first Strain played twice.*

The 1. man change places with the 2. man, the other two do the same; then all four hands half round and cast off.

Take not a Woman's Anger ill, }  
For if one won't, another will. }

*Longways for as many as will.*



The 1. man take hands with the 2. man and turn quite round, and meet the 2. wo. one step back, turn his own wo. round by the left hand and fall back into his own place; then 1. man turn 2. wo. quite round by the left hand and meet the 2. man one step back, then turn her Partner by the right hand into her own place. *This ends the first Strain played twice.*

Then both cu. meet, lead out, and turn S. then 1. cu. slip down the middle and up again, then hands round into the 2. cu. place; then both cu. meet, lead out, and turn S, then 2. cu. slip down and back again; then both hands round, and the 1. cu. set in the 2. cu. place.

---

Bishop of Chester's Jigg.

Longways for as many as will.



The 1. man cast off and slip up the middle into his own place, the 2. wo. at the same time slip up the middle and go above the 1. wo. and cast off into her own place; the 1. wo. and 2. man do the like. *This to the first Strain played twice.*

Cross over with your own Partners, then the 1. man cross over with the 2. wo. and the 2. man cross over with the 1. wo. and turn your Partners: The rest do the like.

---



Wa is me, what mun I do!

*Longways for as many as will.*

The musical notation consists of three staves. The first staff is in treble clef with a key signature of one flat (B-flat) and a 3/4 time signature. It contains the melody for the lyrics. The second and third staves are in bass clef and provide accompaniment. The notation includes various rhythmic values, accidentals, and phrasing slurs. At the end of the first staff, there are four circles and three crescent-shaped symbols.

The 1. man take the 2. wo. and his own wo. by the hands. and turn them round till he comes into the 2. wo. place, then all hands, then lead them both round the 2. man into the 2. wo. place till they come all square; the 2. man turn the 2. wo. improper till he comes into the 1. man's place, all abreast, then lead the two we. round the 1. man as he stands till he comes into the 1. wo. place improper, all square as before. *This to the first Strain played twice.*

The two men and two we. fall back face to face, then slip face to face, the man below and the we. above, then each man lead his wo. to the wall, and all four cast off singly face to face, then cross over in each other's places and turn face to face; then the 1. man meet the 2. wo. and back again, and the other do the same; then all hands round till the 1. cu. comes into the 2. cu. place.

## Epsom Wells.

*Longways for as many as will.*

the 1. cu. cast off into the 2. cu. place, then take hands and turn, and then cast up again into their own places. *This to the first Strain played once.*

The 1. cu. go the Figure of 8, through the 2. cu. then take hands and turn till they come to their own sides. *This to the first Strain played twice.*

The 1. cu. cross over below the 2. cu. and lead between the 3. cu. then cast up above the 3. cu. and cross up above the 2. cu. into their own places; the 1. man change places with the 2. wo. the other doing the like; then all four take hands and go quite round till the 1. cu. comes into their own places, and then the 1. cu. cast off. *This to the second Strain played once.*

Mr. Young's Delight.

Longways for as many as will.



All four hands half round, then fall back and turn round from each another S. then the 1. man cross over with the 2. wo. and the 1. wo. with the 2. man. *This to the first Strain played once.*

Fall all back, then meet and turn back to back, and then take all hands and turn half round; then the 1. cu. lead down and back again, and the 2. cu. lead up and back again, then turn your Partners in their proper places

## The Happy Meeting.

*Longways for as many as will.*

The 1. cu. go the Figure through the 2. cu. and then cross over above into the 2. cu. place; the other cu. do the like. *This is the first Strain played twice.*

Both cu. clap hands with their Partners, the 1. cu. cast off, then right and left with your Partners quite round; the 2. cu. being in the 1. cu. place, clap hands and cast off, then right and left as before.

Bury Fair.

Longways for as many as will.



Play each Strain twice, and end with the third Strain.



The 1. man cast off and fall between the 3. cu. and all three hands abreast; the 1. wo. cast off and fall between the 2. cu. and set to one another face to face; the 1. man and 3. cu. take all three hands and go half round and back again, the 1. wo. and 2. cu. do the same: The 1. man and 3. cu. go the Hay, the 1. wo. and 2. cu. do the same; then the 1. man take his Partner by the hand in the 2. cu. place, and lead her through the 3. cu. and cast up into the 2. cu. place, then lead through the other cu. and cast off into the 2. cu. place.

Hobb's Wedding: *A Kissing-  
Dance in the Country Wake.* }

*Longways for as many as will.*



The 1. cu. cast off half way, the 2. cu. cross over at the same time, then lead up and turn from each other, the man to the right, and the wo. to the left. *This to the first Strain played once.*

Then meet the 1. cu. the wo. the man, and the man the wo. then the 1. man turn the 2. wo. left hands round, the 2. man doing the same with the 1. wo. till they come all on a row with their left shoulders to each other, the men with their faces down, and the wo. with theirs up. *First Strain twice.*

Then pass by till you come to a Square, the men with their faces down, and the wo. with theirs up, then all turn S. to the left hand with their faces to each other; then right and left three times, the 1. man beginning with the 2. wo. and the 2. man with the 1. wo. *This to the second Strain played once.*

The 1. man pulls the 2. wo. back, and the 2. man puts the 1. wo. from him till the 2. cu. comes back to back, each man kissing the contrary wo. then the 1. cu. cast off the man to the left hand and the wo. to the right, the 2. cu. casting up both to the right hand till they come in their proper places.

Mr. Eaglesfield's New Hornpipe.

Longways for as many as will.



The 1. man turn his Partner half round and foot it, then hold both hands and pull her round the 2. wo. into the 2. cu. place; the 2. cu. do the same. *This to the first Strain played twice.*

The 1. and 2. cu. take their Partners by both hands, then one flip up and the other down, and back again, then fall back and turn S. The 2. cu. flip up the middle, and the 1. cu. down; the 1. cu. flip the middle, and the 2. cu. down; then the 1. cu. cast off into the 2. cu. place, and the 2. cu. lead up.

The Purlongs.

Longways for as many as will.




The 1. man and 1. wo. cross over below the 2. cu. and take hands half round and foot it. *This is the first Strain played twice.*

The 2. cu. do the same proper; then the men take hands and fall back, and the wo. do the like; then men turn half round face to face, and the wo. do the like; then three steps forward and three back, and then right and left three times till they come improper, with the 1. man's face to the 2. wo. and the 1. wo.'s face to the 2. man's; then fall back as before and cast off half round, and then meet as before and fall back; then right and left three times, and turn your own Partners till you come into the 2. cu. place.




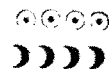
The Cornish Squire.

*Longways for as many as will.*



The 1. cu. cros over and meet in the 2. cu. place, the 1. man take hands with the 3. cu. and lead all three abreast downwards, and the 1. wo. take hands between the 2. cu. and lead with her face upwards, the 1. man and 3. cu. going the Hey at the same time, and the first wo. and 2. cu. do the like; the 1. man meet his own Partner in the middle and turn her round, lead through the 1. cu. and cast off into the 2. cu. place again, then go the Figure of 8 through the 3. cu. into the 2. cu. place.

---

Love for Love : *Danc'd in the Play.* Longways for as many as will.

The 1. man put his wo. from him, and the 2. man pull his wo. to him and set, then the 1. man and 2. wo. back to back and go round their Partners both on the left hand at the same time, then the 2. man and 1. wo. turn right hands round to the Figure of a Diamond. *This to the first Strain played once.*

The 1. man turn the 2. wo. and right hands round, then each to their own Partners and left hands round till they come to the Diamond again. *This to the first Strain played twice.*

Each man cross over with his own wo. with their left hands one to the other, then back again to the left till they come all on a row longways, then clap both hands against each other; the 1. man cast off to the left hand and his wo. follow him, the 2. wo. cast off to the left hand and her man follow her, then each cross over with his own Partner, the 1. cn. being in the 2. rank. *This to the second Strain played once.*

Then move to the left hand to each others places and clap hands, the same back again, then right and left twice, each beginning with his own Partner; then hands half round to the left.

'Twas within a Furlong of Edinborough Town.

*Longways for as many as will.*



The 1. man go between the two we. and lead them to the wall, then give a nod to the right hand, and then to the left, and fall back, then hold hands and turn round, the man into his place, and the we. into theirs; then the 1. wo. do the same to the two men. *This to the first Strain played twice.*

The 1. man lead his wo. down the middle, then cast up and give a peep, and then cast off back again, then cross through the 2. cu. and meet your Partner improper; The 2. cu. lead down, then cast up and give a peep, and then cast off back again; then all hands half round, and then turn their Partners half round.

The Happy Miller.

*Longways for as many as will.*



The 1. man change places with the 2. wo. and the 1. wo. change places with the 2. man, then cross over into your own places and clap hands with your own Partners, then lead up above and cast off.

---

The Britains.

*Longways for as many as will.*



The musical notation consists of three staves. The first staff is in 6/8 time, starting with a treble clef, a key signature of one flat (B-flat), and a 6/8 time signature. It contains a series of eighth and sixteenth notes with various ornaments and slurs. The second staff continues the melody with similar notation and includes a 7/8 time signature at the end. The third staff is mostly empty, with a few notes and a double bar line at the beginning.

The 1. man cast off to his left hand into the 2. wo. place, and the 2. wo. cast up into the 1. man's place, then turn both hands into their own places; then the 1. wo. cast off to her right hand into the 2. man's place, and the 2. man cast up into the 1. wo. place, then take both hands and turn into their own places; then the two men lead through the two wo. and cross over into each others places, and then hands round and come into each others places again; then the wo. go between the men, and cross over into each others places and hands round.

The Good Man of Ballangigh; }  
 To a New Scotch Jigg. }

Longways for as many as will.



The 1. cu. lead down between the 2. cu. and cast up into their places, then the 1. man take the 2. man with his right hand and lead through between the two wo. and come into their own places. *This is the first Strain played once.*


The 2. cu. lead up through the 1. cu. and cast off into their own places, and the 1. wo. and 2. wo. lead through between the two men, and cast off into their own places. *This is the first Strain played twice.*

The 1. man set to the 2. wo. then fall back and turn S. the 1. wo. do the like to the 2. man, then all four hands half round, then set to your Partners and change to your own sides.

( 25 )

Young Sir Salomon.

*Longways for as many as will.*



The 1. cu. meet and fet, and cast off into the 2. cu. place, then meet and fet, and cast up into their own places :

The 1. cu. cros over below the 2. cu. and stand still, the 2. cu. being in the 1. cu. place take hands and turn half round, the 1. man being in the 2. wo. place, and the 1. wo. in the 2. man's, all four take hands and lead below the 3. cu. round, till the 1. cu. comes into the 2. cu. place to their own sides :

---

The bonny Grey-Ey'd Morn.

Longways for as many as will.




The 1. man turn the 2. wo. and come up into his own place, and cast off below the 2. man; the 1. wo. do the same  $\underline{\quad}$  The 2. cu. being in the 1. cu. place, do the same  $\underline{\quad}$   
The 1. cu. being in their own places, cross over below the 2. cu. and go the Figure, then lead through the 3. cu. and cast up into the 2. cu. place, the 2. cu. being in the 1. cu. place do the same, the 1. cu. casting off at the same time.

---



De'il take the Wars.

*Longways for as many as will.*



The 1. cu. cast off below the 2. cu. and lead through the 3. cu. and cast up into the 2. cu. place, the 2. cu. being in the 1. cu. place do the same :-

The 1. cu. crosses over below the 2. cu. and go the Figure of 8, then lead through the 3. cu. and cast up into the 2. cu. place, then lead through the 1. cu. and cast off into the 2. cu. place and turn your Partner :-

Edinburgh Castle.

*Longways for as many as will.*



The 1. man cast off below the 2. man, and go the Hey with the 2. man and 2. wo. till the 1. man comes into the 2. man's place. The 1. wo. cast off below the 2. wo. and do the like. First cu. being in the 2. cu. place, the two men lead to the wall, and the two wo. do the same at the same time, then the 1. cu. lead up, and the 2. cu. lead down at the same time. then right hands across all four half round, and then left hands and back again, till the 1. cu. come into the 2. cu. place. The rest do the like.

( 29 )

The Lord Mayor's Delight.

*Longways for as many as will.*



The 1. man cast off below the 2. man, then back to back with the 2. wo. and stand in the 2. man's place :— The 1. wo. cast off below the 2. wo. and go back to back with the 2. man, being in the 1. man's place, and stand in the 2. wo. place :—  
† All four hands half round, then fall back and turn S. :— Cross over with your own Partners, then the 1. cu. set to their own Partners and cast off :—

The Hole in the Wall.

*Longways for as many as will.*



Musical notation for 'The Hole in the Wall'. It consists of two staves of music in 3/4 time, with a key signature of one flat (B-flat). The melody is written on the top staff, and the accompaniment is on the bottom staff. The piece ends with a double bar line.

The 1. cu. cast off below the 2. cu. and lead up in the middle. The 2. cu. cast up. and lead down the middle. The 1. man cross over with the 2. wo. and the 1. wo. with the 2. mau, so all four hands half round, and so cast off into the 2. cu. place, the rest do the like.

None such.

*Longways for as many as will.*



Musical notation for 'None such'. It consists of two staves of music in 3/4 time, with a key signature of one flat (B-flat). The melody is written on the top staff, and the accompaniment is on the bottom staff. The piece ends with a double bar line.


All

( 31 )

All four hands half round and fall back, the 1. man being in the 2. wo. place, cross over with the 2. wo. in the 1. man's place. All four hands half round again, and the 1. wo. change places with the 2. man. The 1. man being in the 2. wo. place, go back to back with the 2. wo. into the 1. man's place, the other two do the like. The 1. cu. being in the 2. cu. place, go the Half Figure above till they come into the 2. cu. place, the other do the like at the same time.

Anna Maria.


*Longways for as many as will.*



The 1. cu. take hands and lead through the 2. cu. and cast up into their own places. The 2. cu. lead up through the 1. and cast off into their own places. All four hands half round, then cross over with your own Partners. The 1. cu. being in the 2. cu. place, go the Figure through till the 1. cu. comes into the 2. cu. place.

Captain's Magot.

*Longways for as many as will.*



The 1. man go within side of the 2. man, then go round about him and stand below the 3. man. —  
The 1. wo. do the same —

The 1. cu. being below the 3. cu. cross over above the 3. cu. and so above the 2. cu. into their own places — The 1. cu. take hands with his Partner and lead down the 2. cu. then lead up again into their own places and cast off —

---

Winchester Wedding.

*Longways for as many as will.*



The 1. cu. set to their Partners, and cast off below the 2. cu. and turn . Take hands, and lead down towards the 3. cu. and turn their Partners :-

The 1. cu. being in the 2. cu. place, the 1. man turns the 2. wo. by the right hand, and the 1. wo. turns the 3. man by the right hand at the same time, so meet in the middle, and turn to their own sides . The 1. man being in the 2. cu. place, turns the third wo. by the right hand; then the 1. wo. being in the 2. wo. place, the 1. wo. turns the 1. man, and the 1. man the 3. wo. with their right hands, so meet in the middle, and turn to your own sides :-

---

Lambeth Wells.

*Longways for as many as will.*

The 1. cu. clap hands with his Partner and cast off, then lead through the 3. cu. and cast up in the 2. cu. place — Clap hands, and cast off below the 3. cu. and lead through between the 3. and 2. cu. into your own places —

The 1. man cross over with the 2. wo. and 1. wo. with the 2. man, then all four hands quite round — Right and left with your Partners quite round, till the 1. cu. come into the 2. cu. place.



Europes Revels.


*Long way for as many as will.*




The 1. man Improper, the 1. man sets to the 2. man and both turn single. The 1. woman and 2. woman the same. The 1. cu. fall back and change places. The 1. cu. go the half figure of 8 thro' the 2. cu. and slip down the middle to 2. Improper (and at the same time the 2. cu. change sides).

The Sham Doctor.

Long way for as many as will.



Each strain play'd twice.



First figure fingle and turn your wo. half round, then cast off, and the man goes with his face to the 2. cu. and the wo. to the 1. cu. and turn them half round, and come between them and clap hands with your Partner, and lead thro' the one side and meet and clap hands, and lead thorough the other cu. then all turn your Partners in their own places.

---


( 27 )

The Mock Match.

*Long way for as many as will.*



*Each strain twice.*



First figure single, and right hand and left, then figure single with the next cu. and right hand and left, then cast up one cu. and change the man in the wo. place, then cast up a top and change again. then you will be in your own places, then right hand and left till you come below, then lead through the first cu. then you will come right.

D 2

*The Temple-Change.*

*Long way for as many as will.*




All 4. hands half round and turn single : Then hands half round again to the same :  
The 1. man and 2. woman change places, the 1. woman and 2. man then do the same; then all  
4. hands half round, then 1. couple cast off, the 2. proper.

---

Walton Abey.

*Long way for as many as will.*




The 1. man cast off and his Partner follows him into the 2. cu. place, and then go back to back with his Partner, The 1. woman being in the 2. mans place, 'cast up into her own place, her Partner follows her into his own place and go back to back the first :

The 1. cu. crosses over below the 2. cu. and go the Figure thorow .: Then lead down thorow below, and then lead up thorow above, and cast off into the 2. cu. place.:

Mad *Mell.*

*Long way for as many as will.*



The 1. cu. take hands and draw into the 2. cu. place. The 2. cu. at the same time hands to the 1. cu. place; then each cu. back to back with their Partners. The 2. cu. does the same, which brings 1. and 2. cu. as they began. All 4. right hands across half round, then left hands across back again to the same. Then the first cu. crosses over above 2. cu. to 2. cu. place, then go the whole Figure of Eight, which brings the 1. cu. to 2. proper.

Westminster-Hall.

Long way for as many as will.



The 1. strain twice, and the 2. strain once.

The 1. man set to the 2. woman and turn the 2. man and go back to back with his own Partner :

The 1. woman does the same :

The 1. cu. cross over and go back to back with his Partner, then go the Figure above into the 2. cu. place.



The *Hilanders* March

*Long way for as many as will.*



The 1. cu. lead up and cast off, then lead down towards the 3. cu. Then lead up the 2. cu. into their own places; then take hands and fall back, meet and turn single, then lead down the middle, meet and cast up into their own places, The 1. man turns the 2. woman, and falls into his own place, the 2. woman does the same; The 1. cu. clap hands and cast off into the 2. cu. place.



Greenwich Park.

*Long way for as many as will.*



The 1. cu. lead up and cast off below the 2. cu. ∴ The 2. cu. do the same ∴ The 1. cu. cross over below the 2. cu. and turn up the middle into their own places ∴ Then back to back with their Partners, the 1. cu. clap hands with their Partners and cast off ∴

---

*Shores Trumpet Tune.*

*Long way for as many as will.*



The 1. man turns the 2. woman with the right hand, then turns his own Partner with the left; the 1. woman does the same.

The 1. cu. turns hands, turn between the 2. cu. The 1. man stands in the 2. womans place, then fall back; the 1. cu. being in the 2. cu. place, go the Figure of Eight throw, which brings them in the 2. cu. place.



My Lord Byron's Delight.

Long way for as many as will.



The 1. man turns 2. woman with his right hand, and his own Partner with his left—  
The 1. woman does the same—  
The 1. cu. take hands and lead thorow the 2. cu. and back again. Then cast off into the 2. cu. place ;  
Right and left with your Partners quite round, then the Figure of Eight quite round again —  
Right and left with your Partners again, which brings the 1. cu. into the 2. cu. place.

( 36 )

The Barly-Mow.

*Long way for as many as will.*



The 1. man set to the 2. woman falls back and turn single; then turn 2. woman and cast off into the 2. mans place. The 1. woman does the same. All 4. hands half round and turn single. Then right and left with your Partners. Then lead thorow above and cast off into the 2. cu. place.


---

*An Additional Sheet to the Second Part of the Dancing-Master.*

The Saylor's delight.

*Longways for as many as will.*

○○○○  
))))



The 1. cu. back to back with the 2. cu. and back to back with their own Partners. *This to the first Strain played once.* The 1. cu. turn the 2. cu. and turn their own. *This to the first Strain played twice.* Meet and set all four, turn S. and clap hands all four, go quite round. *This to the second Strain played once.* The 1. cu. go the Figure through the 2. cu. and cross over and turn their own Partners. *This to the second Strain played twice.*

Dr. Pope's Jigg.

Longways for as many as will.



The 1. cu. go the Figure through the 2. cu. and turn three times in their own places, then the 2. cu. go the Figure through the 1. cu. and turn three times in their own places. *This to the first Strain played twice.* The 1. and 2. cu. go right and left all round, and the 1. man change places with the 2. wo. and the 1. wo. with the 2. man, then all four hands half round, and the 1. cu. cast off. *This to the second Strain played twice.*

Windfor-Castle.

( 39 )  
*Longways for as many as will.*



The 1. cu. take hands and turn down the middle, the 2. cu. cast up at the same time, the 2. cu. turn down the middle, and the 1. cu. cast up; and both cu. do the same as before. *To the first Strain twice.* The 1. cu. cross over below the 2. cu. and go the Figure, the 1. cu. lead through the 3. cu. and cast up into the 2. cu. place,

---

( 40 )

The New Fagary

*Longways for as many as will.*



The musical notation consists of three staves. The first two staves are in treble clef with a key signature of one flat (B-flat). The first staff contains a single melodic line. The second staff contains a second melodic line, with a '6' above the staff and a '4' below the staff, indicating a 6/4 time signature. The third staff is a bass line, also in treble clef with a key signature of one flat, and contains a single melodic line. The music is written in a style typical of 19th-century dance music.

Lead up all back. That again, the 1. man moves to the 2. wo. Salute her and turn her about and fall into their own places, the 1. wo. and 2. man do the same. The 1. man and 2. wo. go back to back, and fall into their own places, the 1. wo. and 2. man do as much. The two men clap hands and the 2. wo. then turn all round single, then clap hands with your own, and cast off into the second place. Do this to the left.

---




(41.)

The Jovial Beggars.

Longways for as many as will.

○○○○  
))))



The 1. man cast off below the 2. man into the 2. wo. place, the 1. wo. follows her Partner into the 2. mans place. *To the first Strain once.* The 1. wo. in the 2. mans place cast up into her own place, and the man follows her into his own place : The 1. man take his Partner and lead through the 2. cu. and back again and cast off; *The second Strain once.* All four lead up hands abreast, lead through and cast off into the 2. cu. place; *The second Strain twice.* The rest do the like.

Dance.

Longways for as many as will.



All four set to your Partners and turn S. and hands half round ; *First Strain once.*

All four set to your Partners and turn S. and hands half round into your own places ; *First Strain twice.*

The 2. man go back to back, the women the same at the same time ; then right and left with your Partners quite round ; *Second Strain once.*

The 1. cu. go the Figure through into their one places, then right and left with your Partners which brings the 1. cu. into the 2. cu. place ; *Second Strain twice.*

The Jacks farewell.

*Longways for as many as will.*




The 1. cu. meet and set to the 2. cu. and turn S. *This to the first Strain played once.*

Then meet and set to there own Partners and turn; *This to the first Strain played twice.*

Then all four hands half round and cross over with your own Partners; *This to the second Strain played once.*

The 1. cu. go the Figure through the 2. cu. and turn their own Partners; *This to the second Strain played twice.*



The Dutches..

Longways for as many as will.



The 1. man cast off and slip up the middle, the 1. wo. goes down the middle and cast up at the same time; the 2. man cast up and go down the middle, the 2. wo. goes down the middle and cast off into their own places; the 1. cu. cast off and go quite round the 2. cu. into their own places, and all four take hands and go quite round till they come into their own place, the 1. cu. cast off.

---

From *Aberdeens.**Longways for as many as will.*

The 1. man cast off below the 2. man, and take hands and fall down between the 3. cu. the wo. follows her Partner and slips between the 2. cu. *This to the first Strain twice.*

The 1. man being between the 3. cu. all three take hands and go quite round, the 1. wo. being between the 2. cu. does the same at the same time; the 1. man being between the 3. cu. hands quite round, the wo. do the same at the same time; till he comes in the middle and meets his Partner between the 2. and third cu. and turn her; the 1. man does the same between the 2. cu. as before.

( 46 )

Hay to the Camp.

*Longways for as many as will.*



The 1. cu. cast off and lead through the 3. cu. and cast up into the 2. cu. place, and lead through the 2. cu. and cast off into the 2. cu. place. The 2. cu. being in the 1. cu. place do the same as before. All four take hands and go quite round the 1. man, cross over with the 2. wo. the other two do the same, then right and left quite round. Till the 1. cu. comes into the 2. cu. place.

A New *Spanish* Entrey, and Sarabrand Danced by  
Mounſieur *L'Abbe* before His Majesty at *Kensington*,  
and at the Theatre in *Little Lincolnes-Inn-Fields*, with  
great Applauſe.





The musical score consists of five staves of music. The first staff begins with a treble clef, a key signature of one flat (B-flat), and a common time signature (C). A dynamic marking of *S* (Sforzando) is placed above the first measure. The second staff is labeled "Sarabrand." below the first measure. The music continues across the remaining three staves, ending with a final measure on the fifth staff marked with a *S* dynamic.

F I N I S.